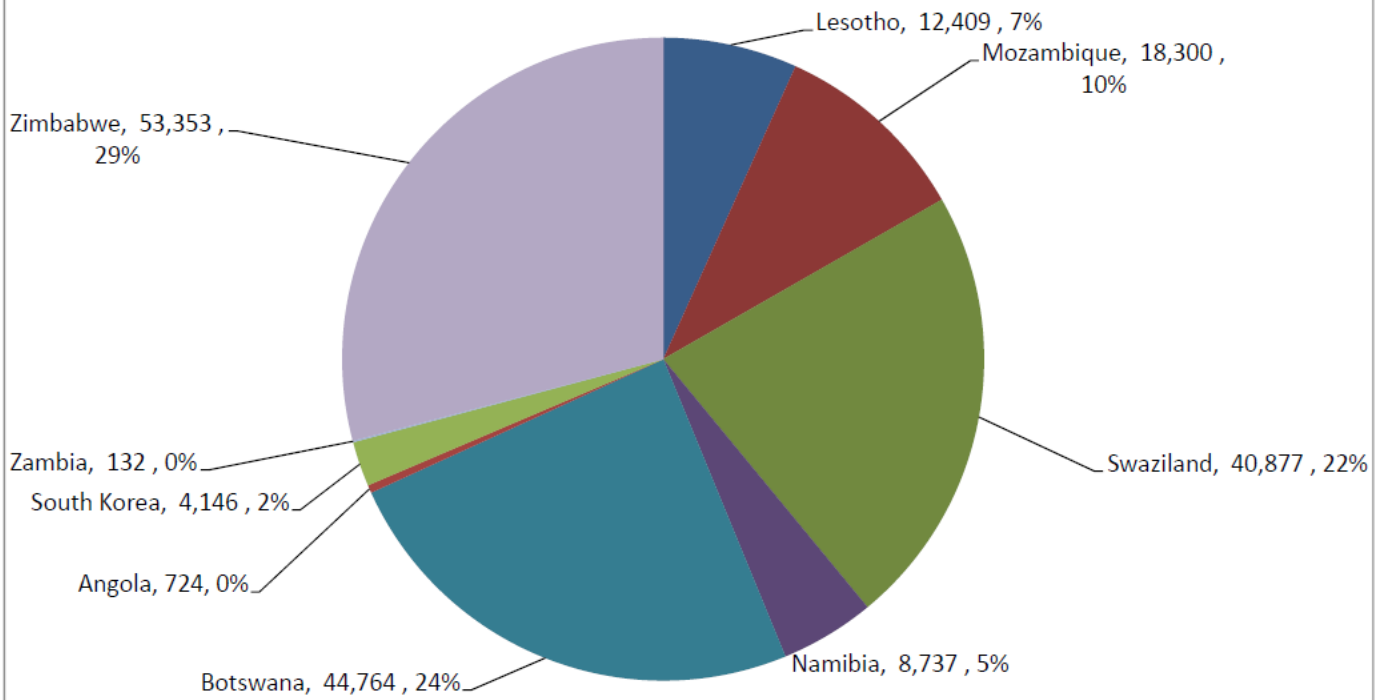
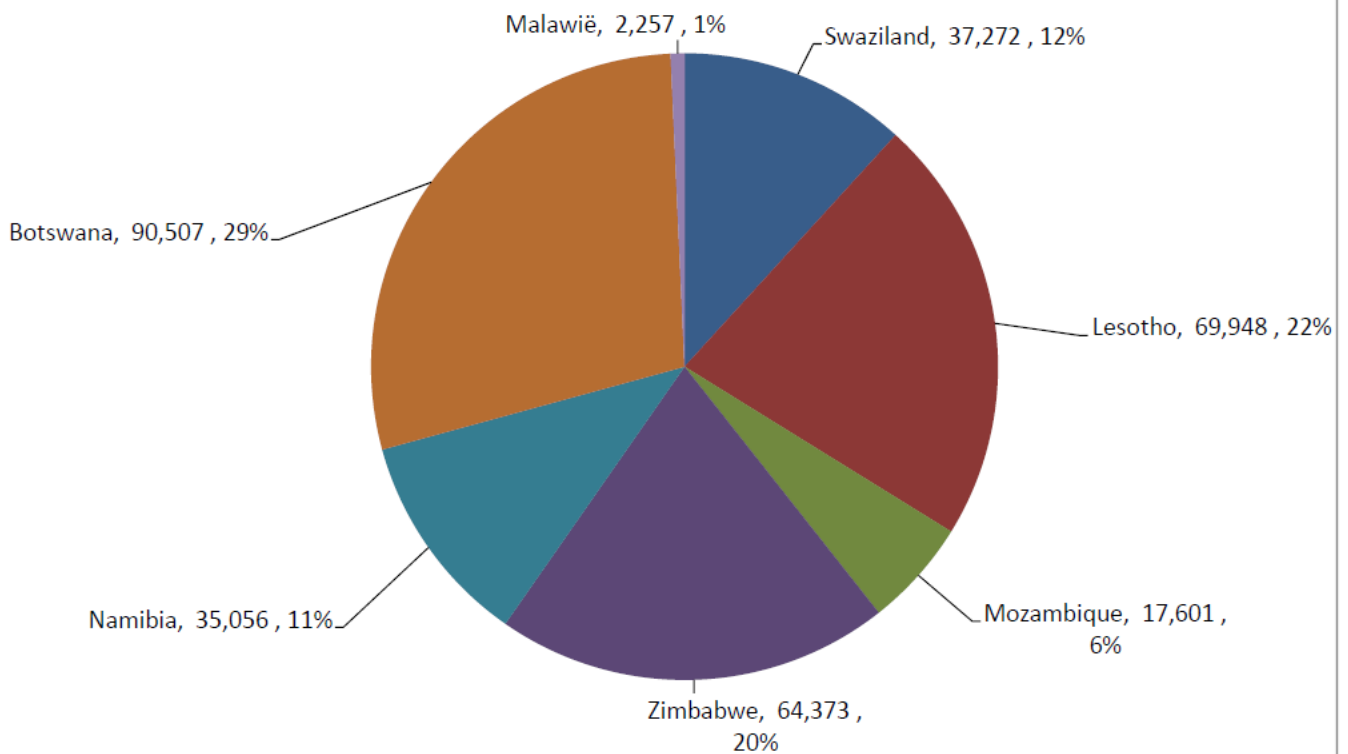


Cereal exports from South Africa

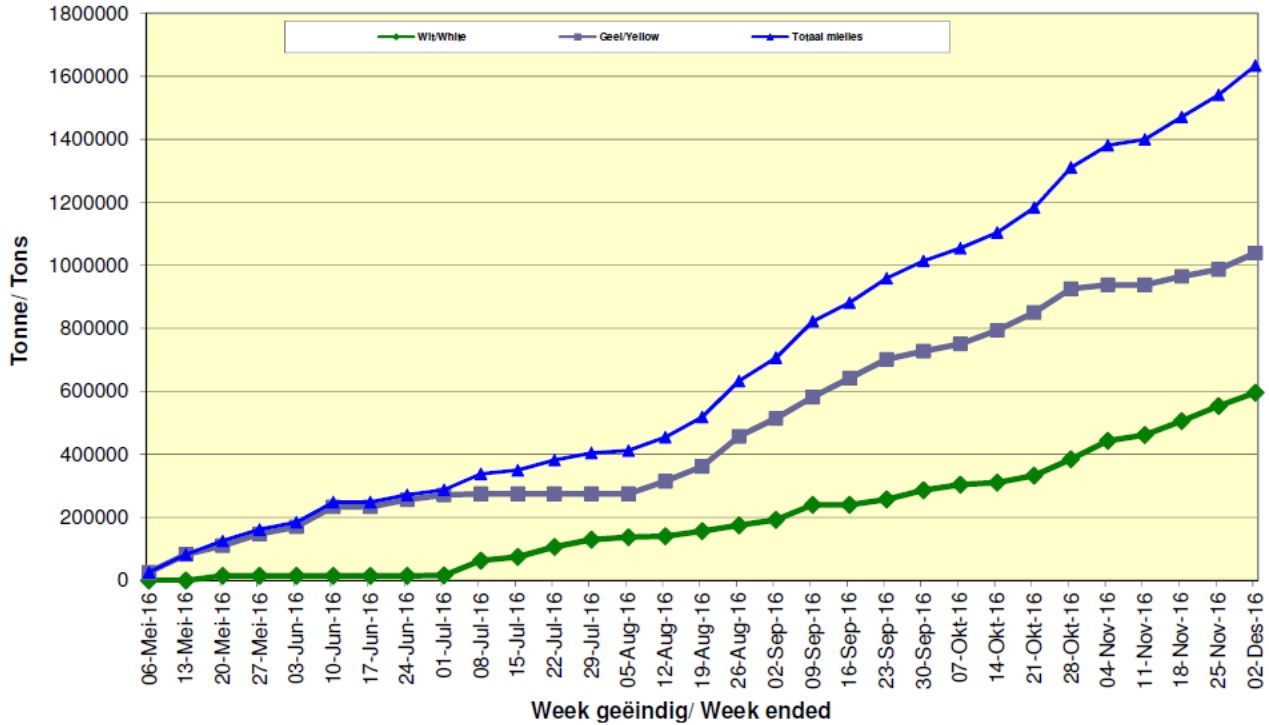
Yellow Maize Exports for 2016/17 (ton, %)



White Maize Exports for 2016/17 (ton, %)



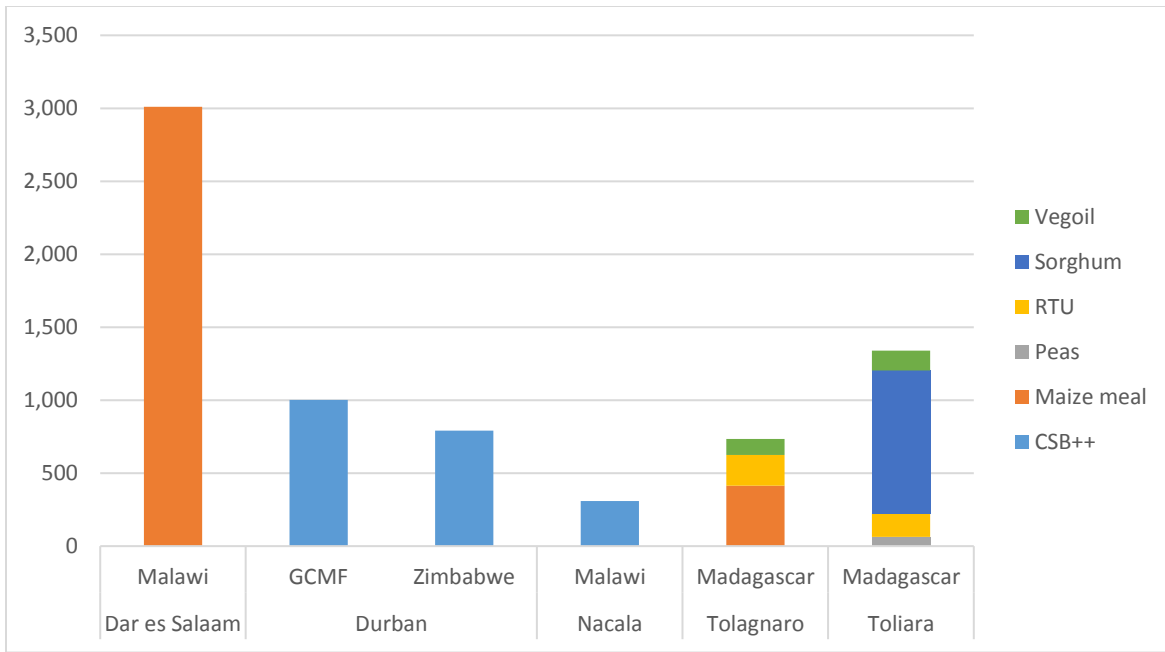
Kumulatiewe Invoere van Mielies
Kumulative Imports of Maize
 2016/17 Bemarkingsseisoen/ Marketing season



Note: (source SAGIS report 06 Dec, 2016)

Expected vessel imports week-49

Booked vessels	Column Labels						Grand Total
	CSB++	Maize meal	Peas	RTU	Sorghum	Vegoil	
Dar es Salaam		3,010					3,010
Malawi		3,010					3,010
Durban	1,793						1,793
GCMF	1,002						1,002
Zimbabwe	791						791
Nacala	310						310
Malawi	310						310
Tolagnaro		415		210		110	735
Madagascar		415		210		110	735
Toliara			64	160	980	136	1,339
Madagascar			64	160	980	136	1,339
Grand Total	2,103	3,425	64	370	980	246	7,186



Note: Figures extracted from WFP El-Nino report week 49. GCMF commodities are part of WFP strategic stocks. All figures in metric tonnes. RTU (ready to use mix-blended), MNP (Micro Nutrient Powder), CSB++ (super cereal Plus)

Expected vessels-Nacala Port

Navios Esperados/Expected Vessels												
Terminal de Contentores / Container Terminal						Terminal de Carga Geral / General Cargo Terminal						
Navio / Vessel	LOA DRAFT	Agente / Agent	ETA		Movimento Total / Total Moves	Navios / Vessel	LOA DRAFT	Agente / Agent	ETA		Movimento Total / Total Moves	Total
1 MSC LANA	194 m	MSC	10-Dec-16	11:00	291	FS SINCERITY	179,99m	STURROCK	10-Dec-16	08:00	Discharge: 10.545 mt, Gasoil	1
2 FRISIA HANNOVER	207,5 m 9,3 m	CMA-CGM	12-Dec-16	18:00	TBA	GULF JUMEIRAH	183,22 m	ISS	11-Dec-16		Discharge of 3900 Tons Gasoline + 2000 Tons of Diesel	2
3 MSC DENISSE	198,89 m	MSC	25-Dec-16	07:16	TBA	ASTURCON	180 m	MANICA	11-Dec-16		Discharge of 15000 mt of maize in bulk	3
4 EM OINOUSSES	207,1m 9,4m	CMA-CGM	25-Dec-16	17:30	TBA	SILVER HANNAH	183	ISS	13-Dec-16		Discharge of 3750 Tons Gasoline	4
5 KOTA NELAYAN	180m	PIL	2-Jan-17		TBA	JIN HAO	189,99m 12,3m	LBH GROUP	15-Dec-16		Discharge of 21,500 mt Clinker	5
6 CMA CGM UTRILLO	195,6m 9m	CMA-CGM	8-Jan-17	17:30	TBA	PRIVBALTIC	189,99m 12,6m	LBH GROUP	20-Dec-16		Discharge of 25,000 mt Clinker	6
7 KOTA NEBULA	180 m	PIL	18-Jan-17		TBA							

Remarks: The above prospects are indicative only, and are subject to change according to vessel's ETA, tidal conditions, berth availability, stevedore labour availability, other port movements, terminal advice, cargo availability and other conditions beyond our control.

Vessels announced/expected- BEIRA PORT

BERTH	VESSEL LAST 24 HRS/UP TO DATE/BAL	DRAFT	LOA	DISCHARGE	QTY
#10 2-Dec	CLIPPER INNOVATION 2129/9943/	-	200	BULK MAIZE	20,000
#9 7-Dec	ACHILLEAS S 3098/5198/19832	-	190	BULK WHEAT	25,000
#5 8-Dec	CHINA FROST .../.../1185	-	128	FROZEN FISH	1,185
VESSEL AT OUTER ANCHORAGE					
ARRIVED	VESSEL	DRAFT	LOA	DISCHARGE	QTY
27-Nov	EMPEROR		200	BULK MAIZE	15,400
28-Nov	WARNOW STAR		179	SORGHUM	4,650
8-Dec	FEDERAL CARDINAL		189	BULK MAIZE	21,882

Note: Figures extracted from Beira/Nacala vessel port position report of 9th December.

Maize grain and pulses exports ex- Zambia for December

Sum of Total weight (MT) net		Destination Country office			
Month	Origin	Commodity	MALAWI	ZIMBABWE	Grand Total
Dec	ZAMBIA	Maize - White	1,560		1,560
		Maize - White		540	540
	ZAMBIA Total		1,560	540	2,100
Dec Total			1,560	540	2,100
Grand Total			1,560	540	2,100

Note: Figures from WFP daily dispatch report as at 8th Dec.