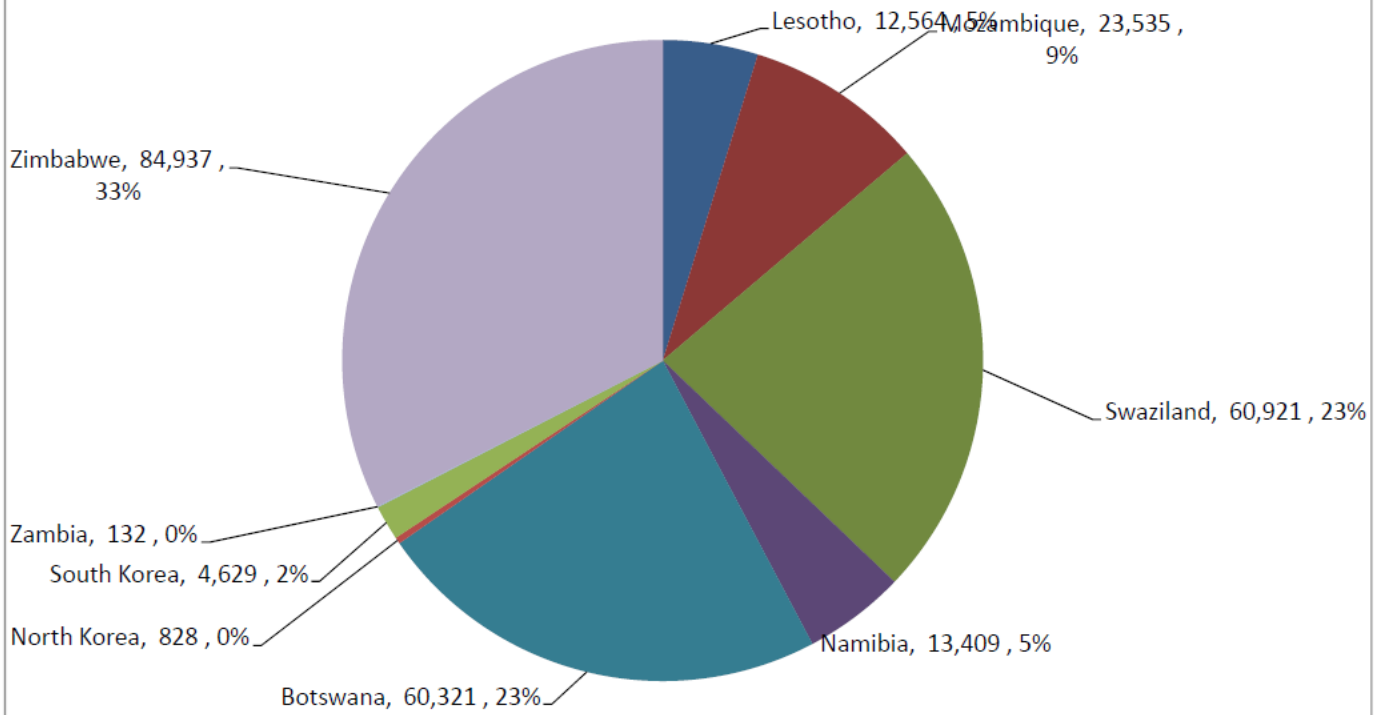
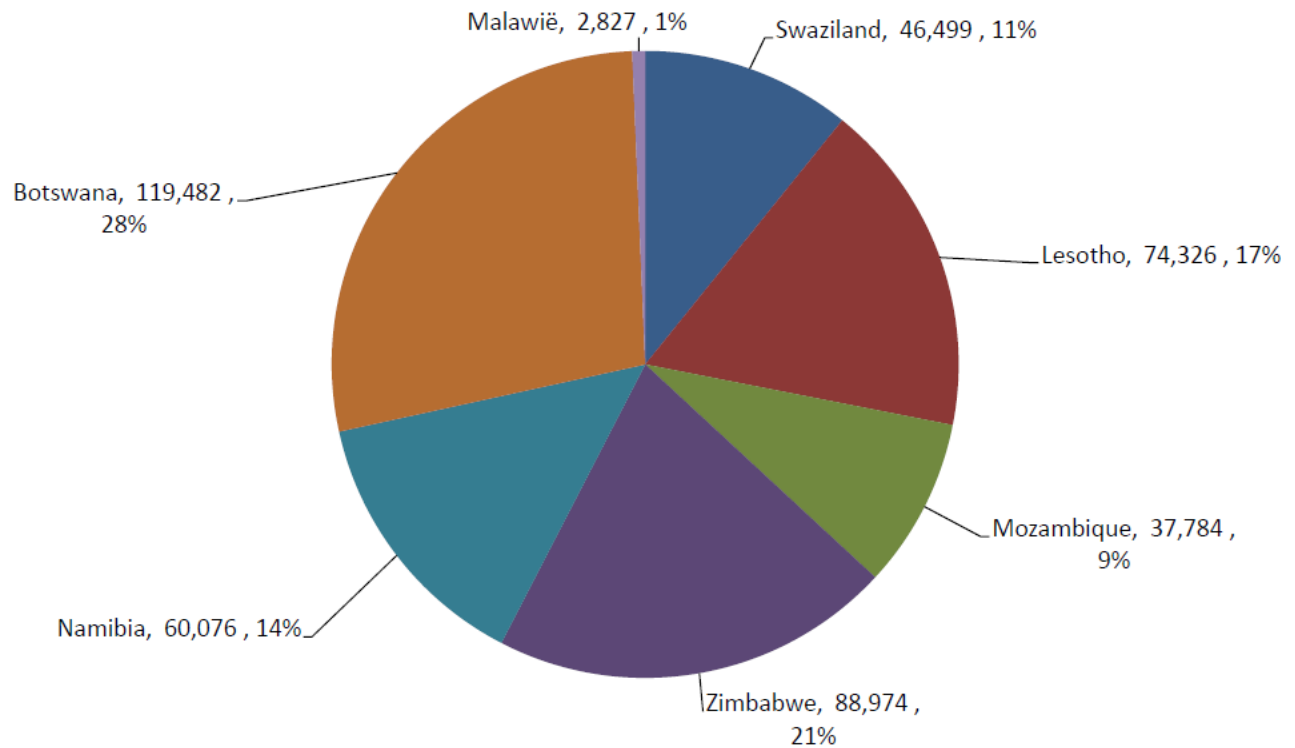


**Cereal exports from South Africa**

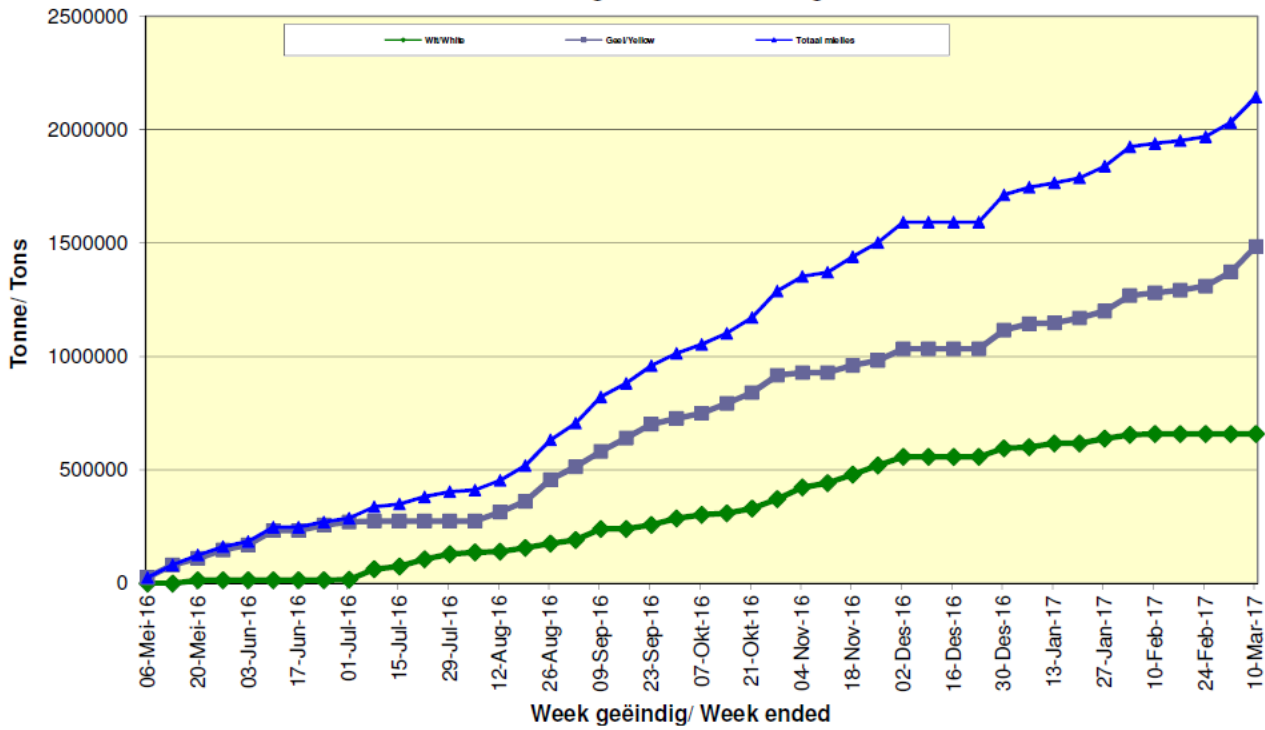
**Yellow Maize Exports for 2016/17 (ton, %)**



**White Maize Exports for 2016/17 (ton, %)**



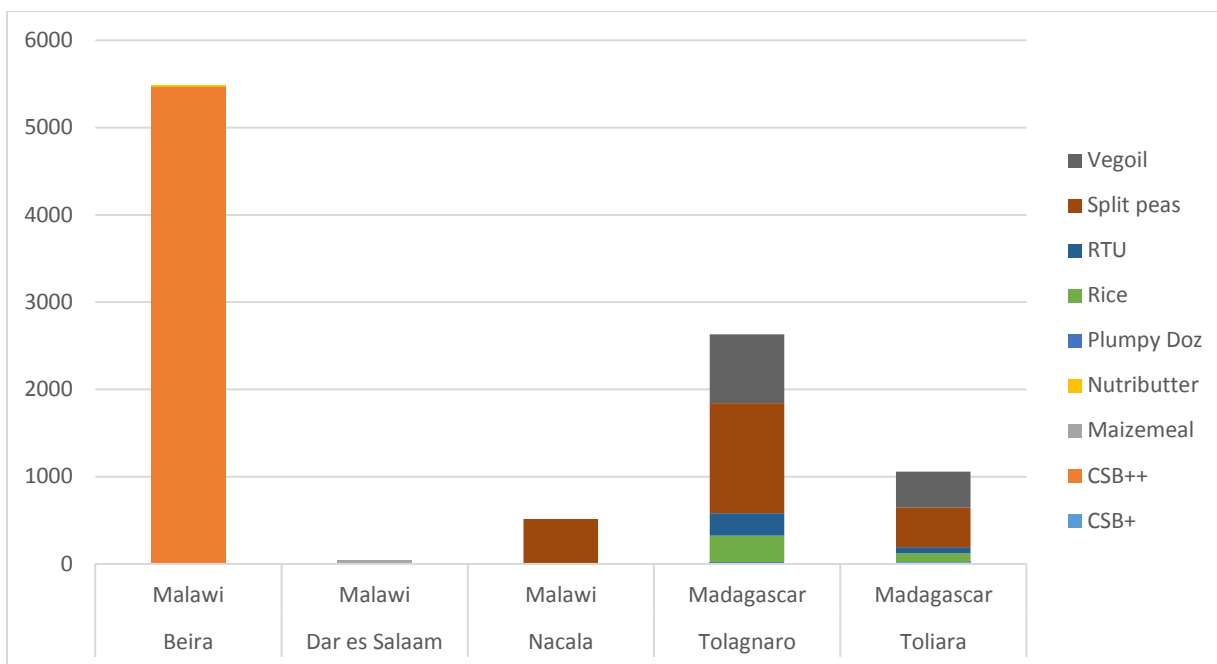
**Kumulatiewe Invoere van Mielies**  
**Kumulative Imports of Maize**  
 2016/17 Bemakingseisoen/ Marketing season



Note: (source SAGIS report 14<sup>th</sup> Mar, 2017)

**Expected vessel imports week-10**

Vessels booked	Column Labels		Maize		Plumpy Doz	Rice	RTU	Split		Grand Total
	CSB+	CSB++	meal	Nutributter				peas	Vegoil	
<b>Beira</b>		<b>5,460</b>		<b>23</b>						<b>5,483</b>
Malawi		5,460		23						5,483
<b>Dar es Salaam</b>			<b>37</b>							<b>37</b>
Malawi			37							37
<b>Nacala</b>								<b>515</b>		<b>515</b>
Malawi								515		515
<b>Tolagnaro</b>					<b>21</b>	<b>302</b>	<b>260</b>	<b>1,258</b>	<b>789</b>	<b>2,630</b>
Madagascar					21	302	260	1,258	789	2,630
<b>Toliara</b>	<b>24</b>					<b>100</b>	<b>70</b>	<b>452</b>	<b>411</b>	<b>1,057</b>
Madagascar	24					100	70	452	411	1,057
<b>Grand Total</b>	<b>24</b>	<b>5,460</b>	<b>37</b>	<b>23</b>	<b>21</b>	<b>402</b>	<b>330</b>	<b>2,225</b>	<b>1,200</b>	<b>9,721</b>



Note: Figures extracted from WFP El-Nino report week 10. GCMF commodities are part of WFP strategic stocks. All figures in metric tonnes. RTU (ready to use mix-blended), MNP (Micro Nutrient Powder), CSB++ (super cereal Plus)

### Expected vessels-Nacala Port

Navios Esperados/Expected Vessels												
Terminal de Contentores / Container Terminal						Terminal de Carga Geral / General Cargo Terminal						
Navio / Vessel	LOA DRAFT	Agente / Agent	ETA		Movimento Total / Total Moves	Navio / Vessel	LOA DRAFT	Agente / Agent	ETA		Movimento Total / Moves	Total
1 MCP KYRENIA	117 M 5.3 M	CMA-CGM	19-Mar-17		TBA	NAVIG8 TOPAZ	177.5 m	MANICA	15-Mar-17		Discharge of 3998.96 mt CPO + 999.96 PFAD	1
2 PUCCINI		STURROCK	21-Mar-17		TBA	PACIFIC QUARTZ	182.5 m	ISS	16-Mar-17	TBA	Discharge: 3530 mt DIESEL	2
3 KOTA NEBULA		PIL	21-Mar-17		TBA	ZITA	12.3 m	LBH GROUP	16-Mar-17	2:00	Discharge of 24025 mt CLINKER in bulk	3
4 FRISIA HANNOVER	207.5 M 9.8 M	CMA-CGM	2-Apr-17	17:00	TBA	STENAWECO SPIRIT	183 m	STURROCK	24-Mar-17		Discharge: 3750 mt DIESEL	4
5 KOTA NEKAD		PIL	5-Apr-17		TBA							

Remarks: The above prospects are indicative only, and are subject to change according to vessel's ETA, tidal conditions, berth availability, stevedore labour availability, other port movements, terminal advice, cargo availability and other conditions beyond our control.

### Vessels announced/expected- BEIRA PORT

BERTH	VESEL LAST 24 HRS/UP TO DATE/BAL	DRAFT	LOA	DISCHARGE	QTY
#10 14-Mar	PLATON 3533/5034/23466	-	196	BULK WHEAT	28,499
VESSEL ANNOUNCED / EXPECTED					
ETA	GENERAL CARGO VESSEL	DRAFT	LOA	DISCHARGE	QTY
23-Mar	OCEAN GLORY		170	BAGGED FOOD	3,420
2-Apr	WESTERN FEDORA		187	BULK MAIZE	34,369
9-Apr	IONIC HUNTRESS		180	BULK WHEAT	31,000
11-Apr	ARCADIA		190	BULK WHEAT	12,575

Note: Figures extracted from Beira/Nacala vessel port position report of week 10.