



# Synthesis Report

on the state of  
food and nutrition  
security and vulnerability  
in Southern Africa


**2022**



# RVAA

## Regional Vulnerability Assessment & Analysis Programme

*Informing Resilient Livelihoods*



## Acknowledgments

---

The *Synthesis Report on the State of Food and Nutrition Security and Vulnerability in Southern Africa 2022* was compiled by the Southern African Development Community (SADC) Regional Vulnerability Assessment and Analysis (RVAA) Programme which was established in 1999 to keep abreast with social vulnerability within the region, and to inform evidence-based humanitarian and development programmes, strategies and policies.

The SADC Secretariat works with a team of technical experts drawn from the RVAA system structures, in particular the Regional Vulnerability Assessment Committee (RVAC) and the National Vulnerability Assessment Committees (NVACs). NVACs from 15 SADC Member States contributed data and analyses for this report, and they participated in the 2022 SADC Annual Regional Vulnerability Assessment and Analysis Dissemination Forum that reviewed and validated the report from 05 to 08 July 2022.

In their capacities as members of the RVAC the following SADC International Cooperating Partners contributed to the writing of this report: the Food and Agriculture Organisation (FAO), FEWSNET, OXFAM South Africa, the Integrated Food Security Regional Support Unit (IPC), the International Organization for Migration (IOM), the UN Office for the Coordination of Humanitarian Affairs (OCHA), the UN Refugee Agency (UNHCR), the UN Children's Fund (UNICEF), the UN World Food Programme (WFP), and the Disaster Risk Management Sustainability and Urban (DiMSUR). The Disaster Risk Reduction (DRR) Unit, Food Agriculture and Natural Resources (FANR), Social and Human Development (SHD), Finance Investment, Infrastructure and Services (I&S) and Finance Industry and Customs (FIC) Directorates contributed in the production of the report.

## Preface

---

SADC is a regional community founded by countries in Southern Africa that aim to promote socio-economic and security cooperation among its Member States and foster regional integration in order to achieve peace, stability and wealth. The 16 Member States: Angola, Botswana, Union of Comoros, the Democratic Republic of Congo (DRC), Eswatini, Lesotho, Madagascar, Malawi, Mauritius, Mozambique, Namibia, Seychelles, South Africa, United Republic of Tanzania (URT), Zambia and Zimbabwe.

This report provides an overview of vulnerability across the region as it relates to food and nutrition security. Central to its analysis is the primary data collected by respective NVACs, as well as secondary data provided by other government entities and humanitarian and developmental partners.

The information contained in this publication may be used and copied for non-commercial purposes, provided that SADC is acknowledged as the source. The SADC name and emblem are the exclusive property of Southern African Development Community and are protected under International Law. Unauthorized use is prohibited. The report may not be copied or reproduced in any way without the prior written permission of SADC. Requests for permission should be sent to the Executive Secretary of the SADC Secretariat.

## Executive summary

---

Food and nutrition insecurity in the SADC region continues to be unacceptably high, requiring concerted efforts for the region to build resilience to address the multiple and increasing shocks it faces.

As a result of the complex interaction between persistent structural issues and recent shocks experienced in the region, the number of food insecure people is estimated to be 55.7 million during the period from 1 April 2022 to 31 March 2023 in the 12 Member States<sup>1</sup> that provided data for the 2022 Regional Synthesis Report on the status of food and nutrition security in Southern Africa.

Child malnutrition continues to be of great concern in the region. Stunting rates remain high, averaging above 25% in most Member States. Every country in the region has a prevalence of stunting that is classified as high or very high by the World Health Organisation (WHO). Almost 18.6 million children are stunted in the region representing a third of the stunted children in Africa. The prevalence of (iron deficiency) anaemia in women of reproductive age in the region is at levels of public health concern according to the WHO standards. The prevalence of overweight children in upper middle economies is considered "high".

High and pervasive levels of poverty in the region continue to be reinforced by low economic growth rates, high level of unemployment, rising inequality, increasing frequency and intensity of shocks, weak social protection systems and poor provision of basic services, including health, water, hygiene and sanitation. This drives the food and nutrition insecurity in the region its chronic nature.

Multiple natural and man-made disasters add acuteness to the region's food and nutrition insecurity. The 2021/22 rainfall season started poorly across most parts of the region, as cumulative rainfall amounts were below average by December 2021. Although the rainfall amounts improved in the second half of the season in many parts of the region, drought conditions continued in others. A record of 6 destructive cyclonic systems were also experienced in the region. Wildfires, animal and crop pest and disease outbreaks were amongst the disasters that were also reported by several Member States.

From early 2020 to December 2021 the African Migratory Locust (AML) continued to threaten food security in several member states namely Angola, Botswana, Namibia, Zambia and Zimbabwe. While in April 2022, Swine Fever was reported in the Lusaka Province of Zambia. Foot and Mouth Disease (FMD) outbreaks were also reported in Malawi, South Africa, and Mozambique's Tete Province.

General increase in the cost of living, including significant hikes in the prices of major staples and other food stuffs were reported in most parts of the region. The already existing inflationary pressures are now getting impetus from the supply chains disruptions arising from the COVID-19 pandemic and the ongoing conflict between Russia and Ukraine.

A suite of complementary measures, at all levels, targeted at both addressing the acute and chronic aspects of the identified food and nutrition insecurity, are required. These should include strengthening safety nets and as well as

---

<sup>1</sup> [Angola, Botswana, DRC, Eswatini, Lesotho, Madagascar, Malawi, Namibia, South Africa, URT, Zambia and Zimbabwe.](#)

broader social protection systems that support more resilient livelihoods.

In the short-term this report recommends the following:

- (i) urgently assist food and nutrition insecure populations with food and/or cash-based transfers, ensuring harmonization with national shock-responsive social protection programmes;
- (ii) monitor and respond to transboundary pests and diseases of livestock and crops and promote use of an Integrated Pest Management approach which is sustainable and effective;
- (iii) expand high-impact nutrition interventions that target children under age five, adolescent girls and women of reproductive age, to accelerate stunting reduction in the region;
- (iv) improve women and girl's access to nutritious food, education, services and production resources and ensure that they participate in decision-making processes;
- (v) scale up safety net programs as they play a significant role in ensuring food and livelihood security, especially among the very poor; and
- (vi) support food production capacity through facilitation/provision of seed and agricultural inputs for the coming season;

In the medium to long term the report recommends the following;

- (i) encourage crop and dietary diversity through the growing and consumption of diversified diets, including indigenous foods including diversification in livestock production, especially small ruminants that are adapted to harsh weather conditions;
- (ii) promote irrigation and rainwater harvesting and construct dams to ensure year-round agricultural production;
- (iii) rehabilitate and reconstruct flood and cyclone damaged infrastructure to enhance access to markets and health and social facilities.;
- (iv) keep trade open and prioritise intra-SADC trade for food and other commodities;
- (v) develop resilience-building initiatives, including employment creation in rural areas, incorporating climate smart technologies in subsidies and conservation agriculture; and
- (vi) strengthen the integration of agriculture and food security interventions in the climate change national adaptation and mitigation plans to promote conservation agriculture, environment/ecosystem management<sup>2</sup> and building community resilience to climate risks.

---

<sup>2</sup> [Implementation of the COP26 Glasgow Climate Pact.](#)

## Table of contents

---

Acknowledgments.....	3
Preface .....	3
Executive summary .....	4
1. Introduction.....	8
1.1 The vulnerability context.....	8
1.2 The RVAA system .....	8
1.3 The VAA Dissemination Forum.....	8
1.4 Approaches and methods .....	9
2 Regional overview.....	9
2.1 Introduction.....	9
2.2 Regional food security outlook .....	9
2.3 Regional nutrition security outlook .....	11
2.3.1 Stunting .....	11
2.3.2 Wasting .....	12
2.3.3 Micro-nutrient deficiencies .....	12
2.3.4 Overweight .....	13
2.3.5 Lack of dietary diversity.....	13
3 Contributing factors.....	14
3.1 COVID-19 .....	14
3.2 HIV/AIDS.....	14
3.3 Other communicable diseases.....	15
3.3.1 Monkey Pox.....	15
3.3.2 Malaria.....	15
3.4 Rainfall season performance .....	15
3.5 Climate change and variability .....	17
3.6 Disaster Impacts .....	18
3.7 Food production and livelihoods .....	19
3.7.1 Cereal production and supply for the 2022/2023 marketing year.....	19
3.7.2 Markets and staple price performance .....	20
3.7.3 2022/23 crop production prospects.....	20
3.7.4 Livestock production .....	20
3.7.5 Fisheries and aquaculture.....	21

3.7.6	Transboundary pests and diseases .....	22
3.8	Water, sanitation, and hygiene (WASH) .....	23
3.8.1	Water Resources Situation .....	23
3.8.2	Access to safe drinking water .....	24
3.8.3	Access to improved sanitation.....	24
3.8.4	Access to and practice of handwashing with soap.....	25
3.9	Migration and forced displacements .....	25
4	Conclusion .....	26
5	Recommendations.....	27
5.1	In the short term .....	27
5.2	In the longer term.....	27
6	Country snapshots.....	28
6.1	Angola .....	28
6.2	Botswana .....	28
6.3	Democratic Republic of the Congo (DRC) .....	30
6.4	Eswatini .....	30
6.5	Lesotho.....	30
6.6	Madagascar .....	31
6.7	Mauritius.....	32
6.8	Namibia.....	33
6.9	Seychelles.....	33
6.10	South Africa.....	33
6.11	United Republic of Tanzania.....	34
6.12	Zambia.....	34
6.13	Zimbabwe .....	35
Annex A:	List of abbreviation.....	36

# 1. Introduction

---

## 1.1 The Vulnerability context

The region has continued to be afflicted by multiple natural and man-made disasters, the majority of which are fuelled by climate change and variability. Cumulatively, these disasters are retarding and reversing the progress made in poverty reduction and strengthening livelihoods resilience. The impacts of these disasters are amplified by the regional vulnerability context that is underpinned by pervasive poverty and inequalities, including gender disparities.

The COVID-19 related lockdowns are estimated to have caused a 7% contraction in the region's gross domestic product (GDP). Just as the region was starting to recover from this loss, the ripple effects of the Ukraine-Russia conflict are setting in with severe socio-economic impacts on the most vulnerable populations.

The climate related disasters are often protracted droughts as well as cyclonic systems that result in torrential rains and floods. During the 2021/22 season, the region has experienced a record of six destructive weather-related systems that included two tropical storms and four cyclones. These directly impacted Madagascar, Malawi, Mozambique and Zimbabwe. In April 2022, the Republic of South Africa also experienced heavy rainfall and destructive flash flooding that caused colossal damage to infrastructure and led to loss of lives in KwaZulu-Natal Province.

SADC Island States including Comoros, Madagascar, Mauritius and Seychelles face unique climate change related challenges that include sea-level rise, and coastal erosion that continue to increase vulnerabilities of local communities.

The region has not been spared from other natural disasters. In the recent past the following has been experienced in different parts of Southern Africa: volcanic activities, landslides, wildfires, the COVID-19 pandemic and other human disease outbreaks, and animal and crop pest and disease outbreaks.

In the Democratic Republic of the Congo (DRC) displacement of populations in conflict zones are being reported in the central and north-east parts

of the country Conflict in northern Mozambique continues to affect people's access to livelihood assets, as did the civil unrest that erupted in Eswatini, with ripple effect on food security and livelihoods.

## 1.2 The RVAA system

The SADC RVAA system was set up to timely provide credible vulnerability information to meet the ever-increasing information needs of governments and partners for developmental programming and emergency response. The system comprises of national vulnerability assessment committees (NVACs) within each SADC Member State. The NVACs are government-led multisectoral and multi-agency committees mandated with producing information on social vulnerability in their respective countries. At Regional level the NVAC chairpersons come together along with representatives from several SADC international cooperating partners (ICPs) to form the Regional Vulnerability Assessment Committee (RVAC). Since the establishment of the RVAA system in 1999, NVACs have become a key source of information for emergency response and development programming for both governments and development partners on food security and related vulnerabilities.

## 1.3 The VAA Dissemination Forum

Every year in July the RVAC convenes an annual RVAA Dissemination Forum for NVACs to share on their annual food security and vulnerability assessment and analyses. These are synthesized and combined with secondary data from a variety of other sources to produce a coherent regional synthesis on the state of food and nutrition security and vulnerability in the Southern Africa. Fifteen SADC Member States contributed data and analyses for this report, and they participated in the 2022 SADC Annual Regional Vulnerability Assessment and Analysis Dissemination Forum that reviewed and validated the report from 4 to 8 July 2022.

The Synthesis Report presents and projects acute needs, identifies structural constraints, and posits recommendations to address vulnerability to food



and nutrition insecurity across the humanitarian-development nexus.

## 1.4 Approaches and methods

In general, NVACs employ various livelihoods-based approaches to guide the collection and analyses of a wide range of vulnerability data. This report operationalises the food security construct through its four pillars: availability, access, utilisation and stability. The Household Economy Approach (HEA) and the Integrated Food Security Phase Classification are common integrated food security analytical frameworks that are applied along side several other thematic areas analytical frameworks.

The various assessment methods and approaches employed by NVACs are harmonised through a common conceptual framework and a set of indicators in their assessments. Qualitative methods as well as quantitative household surveys (structured questionnaires) are used to collect primary data that is complemented with secondary data from multiple sources. The vulnerability assessments and analyses are jointly conducted and owned by the different institutions that make up the NVACs in the various member states.

## 2 Regional overview

---

### 2.1 Introduction

This section presents and discusses the latest available estimates of food insecure people in the region based on NVAC assessments results for the period 1 April 2022 – 31 March 2023.

### 2.2 Regional food security outlook

As per **Table 1** below, in the 12 SADC Member States that submitted data, an estimated 55.7 million people are food insecure. About 50.8 million people were estimated to be food insecure from the same countries at the same time during the 2021/2022 season. The Democratic Republic of the Congo (DRC) with 25.9 million and South Africa with 14.4 million people make up 72% of the food insecure population from the 12 Member States that provided reports. Together with the caseloads in Malawi (3.8 million), Zimbabwe (3.8 million),

Madagascar (2.1 million) and Angola (1.6 million), these six countries account for nearly 93% of the estimated food insecure population in the region.

Food insecure populations increased in several countries in the past year: in Malawi by 155% Tanzania by 35%, Zimbabwe by 30%, Madagascar by 26%, Zambia by 23%, Lesotho by 10%, and South Africa by 5%. This increase is attributed to severe shocks including flooding, water logging, impacts of conflict, prolonged dry spells, recurring drought, and animal and crop pest and disease outbreaks (in particular COVID-19) that occurred during the growing season, substantially reducing agricultural production.

While production has generally been favorable in 2022, poor rainfall and conflict have resulted in lower-than-normal production in some areas of the region. In Mozambique, the food insecurity situation remains worse due to drought as a result of irregular rainfall, impacts of cyclones (Ana and Gombe), and the conflict in the Cabo Delgado Province leading to significant disruption to the agricultural season and continued displacement.

In DRC, 25.9 million are food insecure and 25% of these require an urgent intervention. A total of 5.4 million (5% of the population assessed) are in Emergency (IPC Phase 4) in four territories while 115 of territories are categorised as in Crisis (IPC Phase 3). In urban areas, 5.6 million (18% of the population assessed) are in IPC Phases 3 and above.

Madagascar is one of the countries that has been mostly exposed to cyclones in Africa and is extremely vulnerable to climate change. Frequent natural disasters and locust threats negatively affect households' livelihoods, pushing thousands of people into poverty and hunger. According to the latest estimates from rapid need analysis, approximately 424,000 people have been affected by two cyclones, Emnati and Batsirai. Cyclones hit during the main agricultural season leading to flooding of rice crops at the transplanting stage with lead to losses estimated between 25% and 100% in Madagascar.

Crop plains were also severely affected, as it is estimated that 42,823 ha of rice, 35,268 ha of cassava and 88,226 ha of vegetables were lost due to the floods. Coffee (26,573 ha), banana (21,827 ha), clove (6,025 ha), pepper and litchi plantations and perennial crops (69,276 ha) were severely damaged, leading to significant production losses<sup>3</sup>.

South. Cyclones and flooding in the south-eastern parts of the country led to substantial losses in food crops and cash crops.

In Tanzania, recurring drought conditions severely affected agricultural production, adversely impacting the food security status of subsistence livestock keepers by reducing their access to food

**Table 1:** Number of people food insecure in Southern Africa for the period 2022/2023

Country	5yr avg (2017-2021)	2021/22	2022/23	% Change from 5yr avg	% Change from 2021/22
Angola	1,131,091	1,584,000	1,584,000	40.0%	0.0%
Botswana	31,931	36,000	37,000	15.9%	2.8%
Comoros					
DRC**	15,370,000	27,000,000	25,900,000	68.5%	-04.07%
Eswatini	243,160	336,000	258,800	6.4%	-23.0%
Lesotho	472,000	470,000	521,000	10.4%	10.9%
Madagascar	1,045,464	1,640,000	2,064,000	97.4%	25.9%
Malawi	1,949,308	1,653,000	3,822,502	99.30%	155.5%
Mauritius					
Mozambique	1,414,011	1,858,000	-		
Namibia	658,588	750,000	750,000	13.9%	
Seychelles					
South Africa	13,700,071	13,600,000	14,400,000	5.1%	5.9%
Tanzania	446,066	437,000	592,000	32.7%	35.5%
Zambia	1,383,531	1,580,000	1,950,000	40.9%	23.4%
Zimbabwe	3,480,563	2,943,000	3,820,000	9.8%	29.8%
SADC	41,325,783	53,887,000	55,689,889*	34.9%*	7.5%*

Source: SADC Member States/NVACs. \*Based on 12 Member States that submitted data.

In Madagascar, about 32% of the population is facing high levels of acute food insecurity (IPC Phase 3 or above) from April – August 2022. It is projected that 2.06 million people representing 39% of people assessed, will be facing a high level of food insecurity between December and March 2023.

In Zimbabwe, prolonged dry spells at the peak of the maize growing season in February 2022 resulted in permanent wilting of crops in Matebeleland

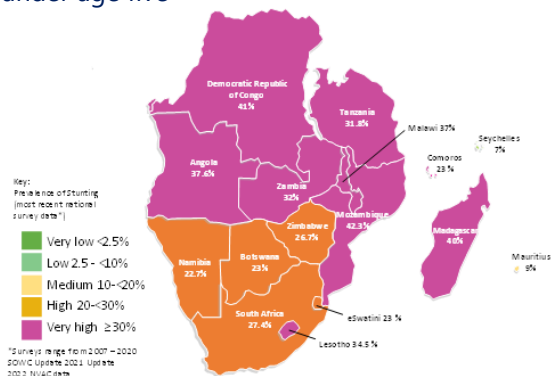
and potential income from sale of livestock and livestock products. It is estimated that 141,549 cattle, 81,923 sheep, 56,882 goats and at least 6,445 donkey's died due to the drought. The impact of drought has also resulted in increased animal disease prevalence and risks, pasture degradation, and severely reduced overall access to water with major longer-term negative consequences<sup>4</sup>.

<sup>3</sup> Rapid Damage and Loss Assessment by the Ministry of Agriculture (MINAE), Madagascar in the regions of Atsimo Antsinana, Fitovinany and Vativavy, March 2022.

<sup>4</sup> Drought Impact Assessment in Pastoral and Agro-Pastoral Communities, The United Republic of Tanzania. Assessment by FAO and the Government of Tanzania. April, 2022.

Eswatini registered a decline in the food insecure population of 23% compared to last year. This is mainly due to the improvement in agricultural production, and the potential improvement in food availability and food access. The removal of COVID-

**Figure 1:** Prevalence of stunting in children under age five



19 movement restrictions will hopefully improve economic activity and purchasing power at household level. However, many poorer households are still reeling from the economic impacts of the lockdown and have lost their employment and were unable to secure new livelihood opportunities. This population will remain highly vulnerable to economic shocks and require humanitarian assistance in the peak of the lean season.

The Russia-Ukraine war has contributed to the regional food insecurity with higher global and regional food prices that affected food accessibility in the region. This can further reduce the household purchasing power. In addition, crop pests and diseases including low agricultural production, inter-community conflicts, the impact of COVID-19 on activity levels and household income, poor infrastructure (transport) conditions, and human diseases (malaria, cholera, measles, and meningitis) are the main factors contributing to the worsening house burden and food insecurity situation.

### 2.3 Regional nutrition security outlook

Malnutrition levels in the SADC region have been mainly considered in terms of hunger and/or famine. Malnutrition includes stunting (short stature for age) and wasting (low weight for height), as well

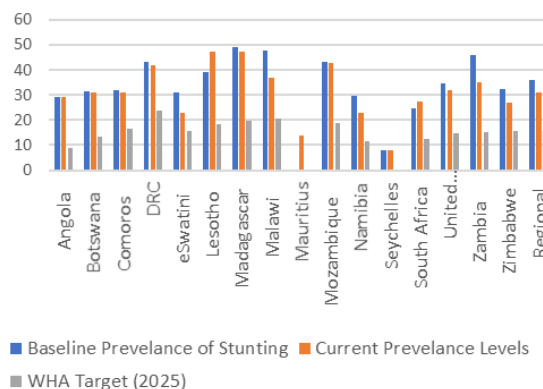
as the ‘hidden hunger’ of deficiencies in essential vitamins and minerals as well as the growing numbers of people who are overweight or obesity.

The developmental, economic, and social impacts of malnutrition, especially in the early years of life, are serious and long lasting for individuals, their families, communities, and countries. The costs of undernutrition in Africa are equivalent to losing 8-11 percent of the continent’s GDP annually, while investments in nutrition offer an average return of \$16 for every \$1 invested.

In 2022, the impact of the war in Ukraine comes at a time when the vulnerable households were already suffering from climate shocks, other localised conflicts, economic crises significantly influenced by the COVID-19 pandemic. All these are negatively affecting people’s nutrition status, especially for the women and children. They are directly impacting on people’s food security and quality of their diets through increased food prices and reduced food availability and access.

#### 2.3.1 Stunting

**Figure 2:** Prevalence of Stunting against WHA 2025 Targets

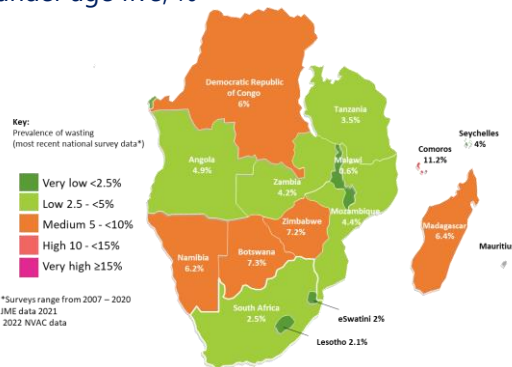


About 18.6 million children under five years are estimated to be stunted in the SADC region. This accounts for about one in every three children under five years being stunted. A third of the stunted children in Africa are in the SADC Member States and every country in the region, with exception of Mauritius and Seychelles, has a prevalence of stunting that is classified as high or very high by WHO - see **Figure 1**.

Stunted children are unlikely to reach their full growth and developmental potential because of the irreversible physical and cognitive damage caused by persistent nutritional deprivations from an early age. Stunting is associated with poor brain development, which affects a child's cognitive development, educational attainment, and productivity in adulthood. This, in turn, influences the development potential of a nation.

The SADC region is off-track to meeting the World Health Assembly (WHA) target, however, a mixed picture is discernible at Member State level. Zimbabwe is on-track to meet the WHA 2025 targets, and significant reduction in stunting

**Figure 3:** Prevalence of wasting in children under age five, %



prevalence has been recorded in Malawi, Namibia United Republic of Tanzania and Zambia. In Malawi, the prevalence of stunting reduced from 47% in 2012 to 37% in 2022. Other forms of malnutrition have also registered significant reduction in Malawi over the same period. This has been attributed to Malawi adopting a community-based care model which is multi-sectoral at district and community levels with a functional co-ordination mechanism at national level through the Department of Nutrition, HIV and AIDS (DNHA).

Notwithstanding these positive developments, there is need to accelerate the reduction in the prevalence of stunting if the 2025 WHA stunting targets are to be met in these countries and in the region.

### 2.3.2 Wasting

Child wasting – being too thin for height – remains a concern as 6 Member States have levels classified as medium or high by WHO, at more than 5% as shown in figure 2.

About 6.4 million children under five years are estimated to be with wasted, with about 1.7 million of them being severely wasted. The national level prevalence mask areas with very high levels of wasting, including 10 districts in Southern Madagascar, Southern Angola (Benguela, Cuando Cubango, Cunene, Huila and Namibe provinces) and Cabo Delgado in Northern Mozambique. In 2022, there has been increasing admission trends for cases of wasting in Angola, Malawi, and Namibia. In Angola, the admissions of severe wasting in 2022, are higher than those in 2021 for the same period, with a 5% reported in January and a 17% increase in admission for February 2022. Children who suffer from wasting have an increased risk of death. The case fatality rate for untreated severe wasting is up to 50% in these countries, highlighting the need to expand programmes to find and treat these children.

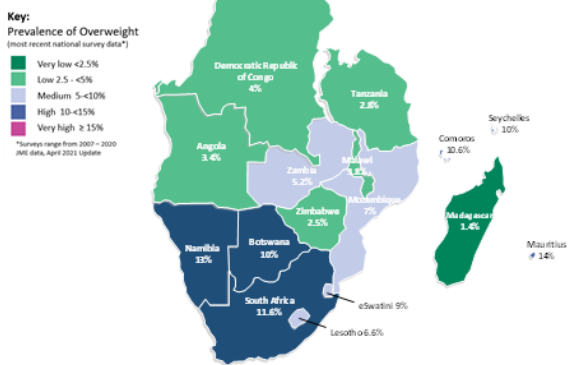
### 2.3.3 Micro-nutrient deficiencies

Cereal-based diets are predominant across the region, which limit diet diversity and increase the risk of micro-nutrient deficiencies.

Deficiencies of essential vitamins and minerals – hidden hunger – rob children of their vitality at every stage of life and undermine the health and well-being of children, young people, and mothers. In SADC, the prevalence of (iron deficiency) anaemia in women of reproductive age ranges between 22 percent in Seychelles to 51% in Mozambique (figure 4).

All the member states have a prevalence of anaemia in women of reproductive age of above 20%. According to WHO, a prevalence of 20% and above is regarded as a public health concern with 40% above referred to as severe public health concern. Approximately a third of women of child-bearing age are anaemic across the 16 SADC member states,

**Figure 4:** Prevalence of overweight in children <5



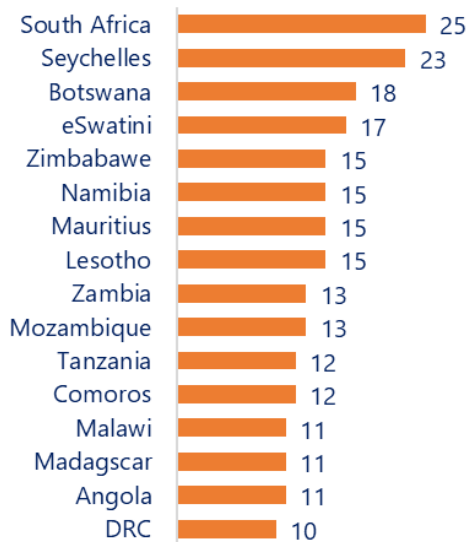
contributing to the inter-generational nature of malnutrition.

### 2.3.4 Overweight

Overweight/obesity is also a growing challenge in the region, both among adults and young children. An estimated 2.4 million children under 5 years are overweight in the SADC Region.

Prevalence of overweight is classified as ‘high’ in 5 Member States: Botswana, Comoros, Mauritius, Seychelles, and South Africa (Figure 5). Although

**Figure 5:** Overweight and obesity among school-aged children (%)



Prevalence is still classified as ‘low’ in Angola, Namibia and Tanzania, the numbers of overweight or obese children are increasing in these three countries.

Overweight and obesity carry an increased risk of non-communicable diseases (NCDs), including Type 2 diabetes. Many of the remaining Member States

are making no progress to reduce numbers of overweight children.

Overweight and obesity increases with age highlighting the need to design programmes adopting the life course approach targeting the first 8,000 days of an individual’s life to ensure sustainable nutrition gains

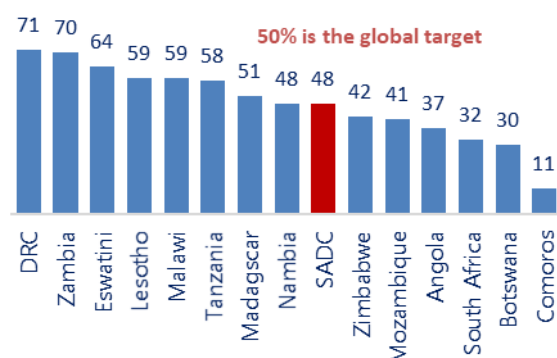
Overweight and obesity has been on the rise in many countries, due to industry-led marketing and greater access to highly processed foods, often high in energy, fats (particularly saturated and trans fats).

### 2.3.5 Lack of dietary diversity

Enormous physiological changes take place between birth and 2 years of age. A child’s brain grows to 75 per cent of adult size and the body weight quadruples, and height increases by 75 per cent during this time. These vast changes mean that the nutrient needs of children under 2 are extraordinarily high. Unfortunately, the quality of diets for young children has not improved in the region.

The Minimum Acceptable Diet (MAD) scores - a measure of the quality of young children’s diets - is very low, with most Member States having

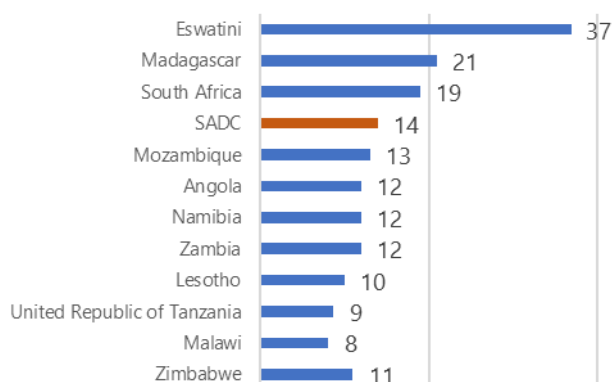
**Figure 6:** Exclusive breastfeeding (<6 months) (%)



Minimum Acceptable diets of less than 15%. The MAD ranges from 5% in Comoros to 37% in Eswatini.

Major drivers of malnutrition include lack of diversity and sub-optimal infant feeding practices. One in five children across the 16 member states do not eat foods from the minimum number of food groups per day, ranging from 5 out of 10 in Eswatini (53%) to 8 out of 10 children in Lesotho (83%) who do not eat sufficiently diverse diets. Generally, the consumption of vegetables and fruits is low.

**Figure 7:** Minimum Acceptable Diet 6-23 months) (%)



Appropriate feeding of infants and young children is multi-dimensional and influenced by factors such as food quality, mothers' time, mothers' level of education, and cultural norms. Within the region, women of reproductive age and adolescent girls are additionally exposed to inequalities and vulnerabilities, such as HIV and the impacts of climate change, being the agricultural labour force and primary carers in the household, which compound the risks of malnutrition.

The importance of breastfeeding should not be ignored as breastmilk contributes to child survival and provides the important nutrients for children to develop during a critical period of the first 1,000 days. The regional percentage of breastfeeding for the first 6 months remains below the global target of at least 50% including in 7 out of the 16 MS (data not available for Mauritius and Seychelles). (Figure 8).

Member States will need to strengthen the uptake of exclusive breastfeeding, regulations on marketing of breastmilk substitutes and the Baby-friendly Hospital Initiatives as part of the strategies to promote, protect and support breastfeeding.

## 3 Contributing factors

### 3.1 COVID-19

COVID-19 was declared a global pandemic by the World Health Organisation (WHO) on 11 March 2020. The SADC region recorded its first case of COVID-19 in early March 2020, and the outbreak continued to evolve with rising cases and associated deaths, although with decreasing case fatality rates overtime. As of July 2022, a total of 5,881,156 cases have been reported and 132,987 deaths, giving a case fatality rate (CFR) of 2.3. While the SADC region has started recovering from the impact of the pandemic across many sectors, the threat of the pandemic remains high since vaccinations remain alarmingly low in most Member States. From late April to Mid-June 2022, some countries in the SADC Region, including Botswana, Namibia and South Africa, were facing an upsurge in COVID-19 cases that were mild and of short duration. As the winter season sets in, it is expected that similar spikes will be observed in other countries. The upsurge has broken a two-month-long decline in overall infections recorded across the continent. Although cases have risen, hospitalization in most countries remain low, with the number of patients currently admitted testing positive for COVID-19 at around 20% of the late December 2021 peak which marked the highest peak of the Omicron variant in the region. While vaccination has been proven effective in reducing incidence and severity of the diseases, efforts to increase vaccination coverage across the region are undergoing however to date only two Member States namely Mauritius and Seychelles have vaccinated more than 70% of their populations while Botswana and Mozambique have fully vaccinated between 40% and 69% of their population.

### 3.2 HIV/AIDS

SADC remains the epicentre of the HIV epidemic. In the last 12 years the region has made significant progress: HIV new infections have been reduced by 43%, AIDS-related deaths have been halved while three Member States namely Botswana, Eswatini

and Malawi, have achieved the 2020 90-90-90 Target for testing, treatment and viral suppression with the Kingdom of Eswatini achieving the 95-95-95 target 10 years ahead. Several others are on the brink of achieving this crucial milestone and on the way to ending the epidemic in the region. However, critical gaps remain, including prevention services (especially for adolescent girls and young women aged 15-24 years), service coverage for key and vulnerable populations, HIV testing, treatment and viral suppression among children and adolescents, and retention of mother-infant pairs in prevention of mother-to-child transmission programmes throughout pregnancy and the breastfeeding period. In the SADC region, of the 17 million People living with HIV, about 6 million are not yet on treatment and despite progress made in treatment programs and approximately 5,000 new HIV infections occur every week among adolescent girls and young women. It is therefore important to address key contributing factors that undermine all efforts and strategies developed to address HIV and AIDS. Food insecurity, unemployment, climate change and subsequent poverty continue to drive the HIV epidemic in the region.

### 3.3 Other Communicable Diseases

#### 3.3.1 Monkey Pox

Since early May 2022, several cases of Monkey pox have been reported in countries that are not endemic for the monkey pox virus such as in America, Asia and Europe. Although investigations are still on-going, reported cases thus far have no established infection rates to endemic proportions. Based on currently available information, cases have been mainly reported amongst men who have sex with men (MSM), seeking care in primary care and sexual health clinics.

Monkey pox endemic countries are: Benin, Cameroon, the Central African Republic, the Democratic Republic of the Congo, Gabon, Ghana (identified in animals only), Ivory Coast, Liberia, Nigeria, the Republic of the Congo, Sierra Leone, and South Sudan. It is also important to note that two cases of Monkey Pox have been recently

reported by the Republic of South Africa and investigations are underway to determine the mode of transmission, severity and the source of infection. It is noteworthy to underscore one of the case has no history of travel outside South Africa which raises the probability of local transmission of the virus.

#### 3.3.2 Malaria

COVID-19 has negatively impacted malaria programme implementation in most of the Member States, many countries have reported a regression, some of the key malaria indicators including the incidence rate, mortality, diagnosis and treatment as well as domestic funding. In 2021, with the exception of South Africa, Eswatini, Namibia, Comoros and Zimbabwe all Member States reported an increase in new cases of malaria.

### 3.4 Rainfall Season Performance

The 2021/2022 rainfall season was characterized by a number of events that negatively affected crop performance and livelihoods in many areas, including a late onset of rains, prolonged dry spells, and flooding.

The season started poorly across most parts of the region. October to December rainfall totals were the lowest or second-lowest since 1981 in many areas of eastern Zambia, Malawi, central and northern Tanzania, southern Madagascar, and portions of southern Angola and northern Namibia. December had two to three weeks with no rain in many areas.

**Figure 8:** Cyclones that affected southern Africa during the 2021/22 cyclone season

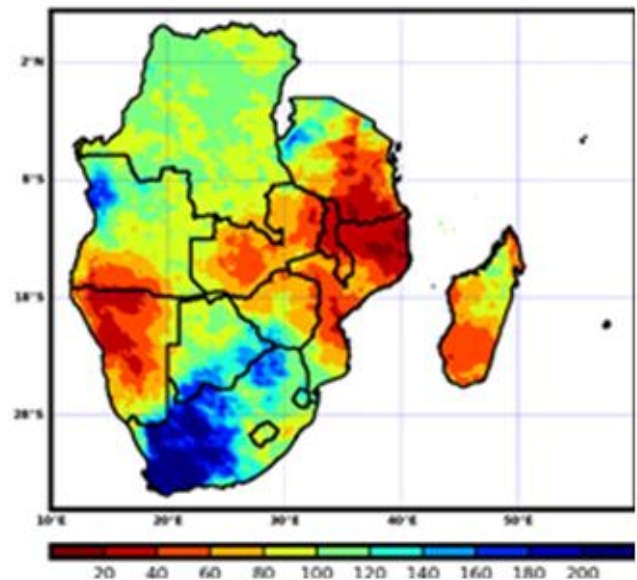


Source: RSMC La Réunion; Google Satellite Imagery

The low rainfall was also associated with well-above-average surface temperatures and extended dry spells. The high temperatures increased the rates of evapotranspiration, enhancing water loss from reservoirs. The low early-season rainfall led to delays in planting in several areas, as well as failed plantings in some areas such as southern Malawi where farmers suffered permanent wilting of their early crops and had to replant. In the north-eastern parts of the region including southern Tanzania, northern Mozambique, Malawi and eastern Zambia, the onset was delayed by 30 to 40 (or more) days. Southern Angola, northern Namibia, southwest Zambia, north-west Zimbabwe and central Mozambique experienced similar delays.

Good rains occurred in early January in many of the areas that had experienced poor October-to-December rains, including Malawi, northern Mozambique, southern Tanzania, much of Madagascar, Zambia, and Zimbabwe. In some areas though, negative rainfall anomalies continued through early January, including south-western Madagascar, south-western Angola, and north-western Namibia. In February and early March, prolonged dry conditions occurred across central parts of the region (including eastern Botswana, southern and central Mozambique, northern South Africa, south-western and central Zambia, and

**Figure 9:** Estimated cumulative rainfall for the period October to December 2021 as % of long term mean



Zimbabwe), negatively affecting crops in many of these areas. In southern Mozambique and Zimbabwe, reports indicated that crops in several areas failed, with little to no harvest due to permanent wilting during this period. Rainfall improved in March, providing some relief for those crops in the central areas that had not permanently wilted. Below-average rainfall was also received in south-western Madagascar in January and March, and in parts of western Madagascar, throughout the January to March period.

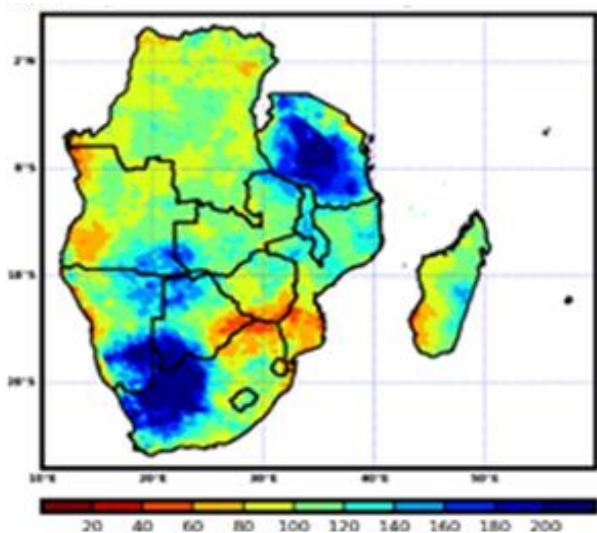
Overall, the summer rainfall season (October 2021 to March 2022) was below normal in south-western Angola, eastern Botswana, southern and western



Madagascar, southern and central Mozambique, western Namibia, north-eastern South Africa, the western half of Zambia, and much of Zimbabwe. This was primarily a result of a very dry first half of the season (October to December 2021) across much of the region, as well as the prolonged dry spell in February and early March in the central areas of the region and Madagascar. For southern Madagascar, this year, is the latest in a series of consecutive drought seasons, a situation that is severely affecting livelihoods and food security in that country.

In contrast, much of Tanzania, north-western and south-eastern Angola, southern Namibia, southern

**Figure 10:** Estimated cumulative rainfall for the period January to March 2022 as % of long term mean



Botswana, and much of South Africa received above-average seasonal rainfall. Malawi, the eastern half of Zambia, much of northern Mozambique, and central/eastern Madagascar received near-average seasonal rainfall totals, despite heavy rainfall that were received due to several cyclones. The seasonal totals in Malawi, the eastern half of Zambia, much of northern Mozambique, and central/eastern Madagascar areas are near normal despite the high rainfall received during cyclone events from late January to early-March. The heavy rainfall during early 2022 decreased seasonal rainfall deficits; however, the poor temporal distribution of rainfall caused low crop performance in a number of areas including parts of Malawi, Mozambique and

Zimbabwe. As a result of the rainfall performance, vegetation including grazing areas performed relatively well in most areas, except for southern Madagascar, south-west Angola, and north-west Namibia, where extended dry conditions resulted in below average vegetation conditions.

### 3.5 Climate change and variability

Designated as a climate “hotspot” by the Intergovernmental Panel on Climate Change (IPCC), Southern Africa is prone to recurrent extreme climatic shocks including droughts and flooding. Countries along the South West Indian Ocean (SWIO) are particularly vulnerable to cyclones – five tropical storms or cyclones made landfall in these countries during the 2021/22 rainfall season. In the past five years, many parts of the region experienced recurrent droughts.

Climate-induced shocks and hazards are linked to reduced agricultural production, displacement of people, damage to homes and critical infrastructure, and disease outbreaks such as malaria and cholera.

Parts of the region experienced low rainfall unsuitable for crop and livestock agriculture in five of the last seven cropping seasons. One of these poor rainfall seasons was the 2021/22 rainfall season, which was beset by a late erratic onset and long dry spells in central parts of the region, south-western Angola and south-western Madagascar where prolonged poor rainfall resulted repeat severe dryness has resulted in severe drought, significantly impacting crops, livestock and water availability. Repeated extreme climatic shocks observed in the recent past across the region means that the region remains at risk of high rates of acute food insecurity if effective interventions are not implemented.

The most pronounced manifestations of climate change and variability in the region include:

- a) An increase in temperature, leading to increased heat stress and reduced crop yields. (The region’s staple crop – maize – is particularly prone to the effects of climate change.)

b) Changes in rainfall patterns: increasingly erratic rainfall events of high intensity, leading to floods and more frequent droughts and dry spells.

c) A delayed onset of the rainfall season and an early tailing off, thus reducing the growing period for crops.

d) Climate variability and change, coupled with human-induced changes, may also affect ecosystems e.g., mangroves and coral reefs, with additional consequences for fisheries and tourism.

e) Human health, already compromised by a range of factors, could be further negatively impacted by climate change and climate variability, e.g., malaria in Southern Africa. Although climate change will have a major impact on the region's economic sectors, there are likely to be some opportunities for growth due to changes in seasons and production cycles. The need to respond to climate change is also an opportunity to drive economic transformation in the region: climate-resilient, low-carbon development that boosts growth, bridges the energy deficit, and reduces poverty. Heightened investment in anticipatory action is also needed to effectively link risk analysis and early warnings for climate-induced hazards into actions that can protect people ahead of a hazard. Prioritizing sustainable land use through climate-smart agriculture can reverse an otherwise vicious cycle by raising smallholder income, reducing vulnerability, and strengthening national food security, as well as lowering greenhouse gas emissions.

Climate change gives greater urgency to sound, growth-stimulating policies irrespective of the climate threat. Green growth strategies can accelerate investment in resource-efficient technologies and new industries, while managing costs and risks to taxpayers, businesses, and communities. Transition to green growth protects livelihoods; improves water, energy, and food security; promotes the sustainable use of natural resources; and spurs innovation, job creation and economic development.

Southern African countries need to significantly expand power generation to achieve universal access to energy – but they can only do this through appropriate energy mixes that will allow the region to power its cities, rural areas, and economies. Southern Africa has enormous potential for renewable energy – hydro, solar, wind, and geothermal power. Improvements in water harvesting technologies, water conservation farming methods, and the maintenance and expansion of irrigation programs will also significantly reduce risk of food insecurity due to the climate variability-induced dry spells that frequently occur in the region.

### 3.6 Disaster Impacts

The SADC region has experienced six (6) tropical cyclones. The season's first storm, Moderate Tropical Storm Ana, made landfall in Madagascar, Mozambique, and moved on to Malawi and Zimbabwe, affecting over 1,315,206 people. Intense Tropical Cyclone Batsirai made landfall in central and southern Madagascar in February 2022 affecting 146,671 people and claiming over 90 lives. Tropical depression Dumako, quickly followed, and affected about 33,633 people in Madagascar and Mozambique. Tropical Cyclone Emnati, made landfall in Madagascar with in March 2022 affecting 169,583. Severe Tropical Storm Gombe made landfall over the coastal area of central Nampula Province in Mozambique and northeast Madagascar affecting 896,176 in Madagascar, Malawi and Mozambique. In addition, 60,000 hectares of rice fields were flooded twice in southeastern Madagascar by Intense Tropical Cyclones Batsirai and Emnati, affecting end-of-season rice production, while in Mozambique, over 220,000 hectares of crops are estimated to have been lost due to the 3 cyclones and storms that struck Mozambique over the course of the season.

The Republic of South Africa and other countries in the SADC Region experienced a low pressure system that oscillated in the region causing thunder storms, and damaging winds that brought along heavy rainfall. The Republic of South Arica recorded

the highest rainfall ever in the last 60 years, with a major part of the KwaZulu-Natal Province (KZN) receiving over 400 mm of rainfall over a period of 24 hours, bringing about destructive flash flooding that affected 27 069 households, 462 deaths and caused colossal damage to infrastructure to the value of ZAR 105 525 500.

Tropical Storm Jasmine affected southern Madagascar on 26th and 27th April causing fatalities and damage. According to the Madagascar National Bureau of Disaster Risk Management (BNGRC)'s latest provisional damage report of 27th April 2022 reported 3 people dead and affected 197 people from 56 households, while 88 people were displaced and relocated in temporary accommodation sites. This devastation has been experienced against an on-going drought emergency in the Grand South of Madagascar whereby almost 50 percent of the three million population is in food crisis.

These impacts have severely compromised the development gains that the region has made over the years; investments made in infrastructure development have to be repeated due to destructions caused by floods and cyclones; Member States are forced to increase their investments in social protection programs, as the poverty and vulnerability situation in the region gets worsened by these disaster. The people of the region have had to employ poor coping mechanisms that have over the past two years been aggravated by the protracted COVID-19 impacts that among others led to the loss of employment opportunities and household incomes, increased food and commodity prices caused by the global market disruption as a result of border closure and movement restrictions. Cumulatively, these disasters do not only challenge Member States' Disaster Risk Management mechanisms, but the overall efforts in building a resilient SADC region.

The empowerment and training of municipalities, communities, neighborhoods and local Governments, in matters of disaster risk management, sustainability and urban resilience is

important for the success of the Regional Resilience Framework. DiMSUR, an intergovernmental disaster risk management center is developing programs of urban resilience in Malawi, Mozambique, Madagascar and the Comoros, to leverage the regional resilience capacity in terms of awareness and preparedness.

The countries in the region need to have the technical capacity and training to start prioritizing the implementation of solutions identified by studies that have been conducted for several years. The reduction of the disaster impacts have been integrated on the Regional Resilience Framework 2020-2030 including participatory tools for inclusive planning, raising the capacity of municipalities, communities and Governments, to respond more accurately to the disaster impacts of climate change. With this capacity in place, the region will be able to change the discourse of "Reconstruction" to the principles of "Prevention", creating more resilient cities, designed by the communities and no longer for them

## 3.7 Food production and livelihoods

### 3.7.1 Cereal production and Supply 2022/2023 marketing year

Staple cereal production for the 2021/22 summer season is generally estimated to be lower compared to last season's crop in most SADC Member States. This is mainly due to the sub-optimal rainfall that was experienced during the season.

South Africa, the Region's largest maize producer and exporter, estimates its production at about 14,678,800MT this year compared to last year's harvest of about 16,315,000MT. However, this year's harvest is expected to be slightly(+2%) above the recent past five-year average production which is 14,444,000MT. Zambia's maize harvest is expected to come in at about 2,706,000MT, down from last year's production of 3,620,200MT, a 25% decrease. In Malawi maize production is estimated to be 13% below the recent past 5-year average. Maize and small grains production in Zimbabwe from the

expected to be 43% and 44%, less than the previous season, respectively. In contrast, Eswatini is expecting a 27% increase in maize production with the 2022 harvest estimated at about 127,000MT.

The region is a net importer of rice and wheat. Nearly 80% of countries in the Southern Africa region are 100% import dependent for wheat and its products. Disruptions of supply chains for these commodities as a result of the war in Ukraine are likely to negatively impact on their availability during the 2022/23 marketing year.

### 3.7.2 Markets and staple price performance

Prices for major staples remains high in most parts of the region and more impacts are felt on imported commodities due to the impacts of the ongoing conflict in Ukraine. In DRC, prices of major imported foodstuffs, including rice and refined vegetable oil increased by between 10% and 30% in April. In Mozambique, 60% of monitored markets in April reported maize grain prices above the five-year average at a time when prices usually start declining. In Zimbabwe, a combination of hyper inflationary pressures and shortages of some basic food commodities including cooking oil, maize meal, and sugar have resulted in significant increases in prices with more markets increasing sales exclusively in USD. In Malawi, maize prices in April increased by 22% to 73% above last year and were 18% and 55% higher in all markets, with the highest increases in southern markets due to below average harvest

In most countries, maize grain prices are expected to follow seasonal trends above prior year levels and five-year average levels. In most deficit parts of the region, likely increases in transport cost linked to the Ukrainian conflict that has seen prices of fuel increasing, will likely influence significant increases in staple food prices. This will likely affect poor household access to staples on the market especially from October this year through March 2023, (lean season) when most households' purchasing power will be weak. Drought affected southern parts of; Angola, Madagascar, Malawi Mozambique, and, Zimbabwe, as well as the conflict areas in DRC and

Mozambique likely to be significantly affected by above average staple prices.

### 3.7.3 2022/23 Crop production prospects

The war in Ukraine has contributed to driving up the already elevated prices of agricultural inputs. However, the effects of this recent abrupt increase in global prices of fertilisers and other inputs had a comparatively limited impact on the agricultural production of the 2021/22 as crops were already in advanced stage at the time the conflict started towards the end of February 2022. There are serious concerns for the subsequent season, as the elevated prices could constrain farmers' access to inputs.

A further risk is the rise in fuel prices and the slowdown in global economic growth, and countries in Southern Africa are likely to be affected through a deceleration in export demand for agricultural goods, which could cause income reductions in the agriculture sector.

Furthermore, declines in foreign currency may add further depreciatory pressure, with currencies in, Malawi, South Africa and Zimbabwe already sharply losing value in 2022, and this could amplify inflationary pressure. Governments are also expected to face fiscal challenges and increasing expenditure needs for social protection programmes to respond to the high inflation rates. In this context, agricultural input subsidy programmes may need to be adjusted to account for the effects of high fertilizer prices, which could mean a reduction in the number of beneficiaries to retain subsidy levels or increased payments by farmers to maintain the number of beneficiaries. In either case, fertilizer use would be expected to decrease and this could have adverse implications for cereal production in 2023, particularly maize which is a high user of fertilisers but is also the main staple in most of the Southern African countries.

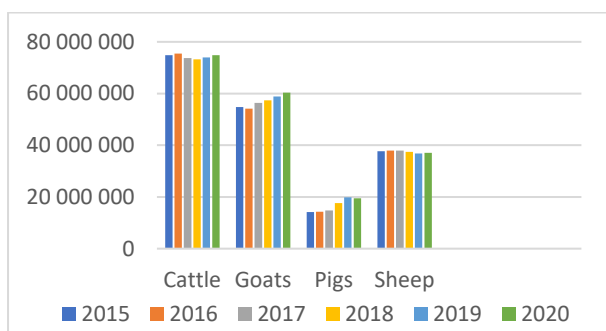
### 3.7.4 Livestock production

Livestock are a major source of food, particularly of high-quality proteins, minerals, vitamins and micro-nutrients for the majority of the people in the SADC region. It is estimated that meat, milk and eggs provide about 20% of the proteins of local diets.

Livestock also makes indirect contributions to human nutrition and plays a major role in improving food security in the region through cash incomes obtained from the sale of animals which is then used to buy non-livestock food items and inputs to farming. In Botswana, Eswatini, Namibia and South Africa, the livestock industry is also a key contributor to national GDP.

During the period 2015-2020 there has been a slight increase in regional livestock production with significant increases recorded for pigs (approximately 30%) and goats (approximately 12%). After a slight reduction in cattle numbers in 2017/18 cattle production slightly increased in 2019/2020 (Fig. 12). Despite these slight increases the region still remains a net importer of livestock products as demands outstrips supply.

**Figure 11:** Livestock production, 2015 to 2020



Source: SADC Member States

For the year 2021-2022, livestock production increased in Zimbabwe especially for cattle. Beef head increased by about 1% from 5,478,648 to 5,509,982. Mortality on the other hand declined by about 9% in 2021. Calving rate however remains low at about 48% about 12 percentage points from the target of 60%.

### 3.7.5 Fisheries and aquaculture

The contribution of fish to food and nutrition security is both as a direct source of nutrients and as a source of income, with which fishing communities can buy other types of food. While sources of protein intake in many SADC countries is

predominantly animal, fish and fish products have the potential to have a significant impact on food security and good nutrition in the region. The current per capita consumption of fish in the region is estimated at 11.3kg/year, far below the recommended per capita consumption of 19kg/year. In Zimbabwe, total fish ponds increased by 18% from 2021 to 2022 which is an improvement in production that could likely translate into an increase in consumption of fish thus improving the overall protein intake. More still needs to be done however to ensure households also consume the fish instead of selling.

Cyclones and flooding in the eastern parts of Madagascar caused significant damage to fisheries sector. Off shore fisherman lost boats, nets and lobster cages and income as a result of the cyclones as the sea was too rough to go offshore for many days in the season. While inland fishing incurred minor impact, fish farming incurred severe damage as many ponds were damaged or destroyed together with loss off fry and breeders. A total of 735 canoes were lost, 2100 fishing nets, and 111 fish ponds<sup>5</sup>. Support for asset recovery should be provided for fisherman that have lost their boats and nets, especially along the coastal villages that bore the brunt of the cyclones and floods this year.

In northern Mozambique, the ongoing crisis and its spillover effects have negatively impacted the fisheries sector. The Government of Mozambique and FAO undertook an assessment on the impact of the ongoing crisis on the fisheries sector in Northern Mozambique, Cabo Delgado Province. The assessment included in the considerations IDP movement affecting supply and demand, impact of the fisheries sector on the crisis, emergency level of food security, and consideration of resilience capacity to respond to future shocks. Cyclone Kenneth and the conflict has had an impact on the fishery markets, storage and processing infrastructures where roofs, drainage, and water

<sup>5</sup> ibid

supply were damaged. However, some user groups joined forces to repair the inflicted damage and ensure continued functioning of the market. To ensure sustainable use of the resources, and optimize sector performance, once the situation has stabilized with respect to migration of people and the security situation, fishery management plans need to be developed following the Ecosystem to Fisheries Approach. Activities supporting fish capture and distribution to markets within Cabo Delgado should be prioritized and implemented as soon as possible in the interest of ensuring food security to those communities most at need. In the immediate and short term, it is recommended to provide a limited number of vessels and fishing gears as soon as possible to ensure some captures are possible, and to avoid risk of overcapacity when other projects provide vessels and gears. It is also recommended to rehabilitate the fishery monitoring system, strengthen Conselhos Comunitários de Pesca (CCPs), institutional strengthening, and development offshore fishing<sup>6</sup>.

### 3.7.6 Transboundary pests and diseases

#### Locust outbreaks

Three locust species are of concern in the region, including the African Migratory Locust (AML), the Brown Locust (BL) and the Malagasy Migratory Locust (MML). From early 2020 to December 2021 the AML was prevalent in Angola, Botswana, Namibia, Zambia and Zimbabwe. AML damaged about 76,000 hectares of crops in three regions of Namibia. By the end of December 2021, the AML had largely been suppressed through collective control efforts of the affected countries with support from the FAO. The locust control interventions leveraged on the 2020 SADC Regional Locust Response Appeal for affected countries. The BL was prevalent in parts of South Africa and Namibia.

The Brown Locust affected three provinces in South Africa (Eastern, Western and Northern Cape) and Namibia (Karas Region). The MML was prevalent in central western regions of Madagascar. The MML affected crop production in Madagascar (Androy, Anosy, Atsimo Andrefa, Ihorome, Matsiatra Ambony and Menabe). With the support of USAID, FAO continues to provide technical and logistical support for continued surveillance and monitoring of the AML and BL using the elocust3m application.

FAO, SADC and the locust affected countries hold joint bi-weekly Locust coordination meetings and information exchange meetings to support surveillance and control operations for the pest, ensuring that it is kept under control.

#### Fall Armyworm

Fall armyworm which is now endemic in the whole Southern Africa continued to affect maize and other cereals. However, there is no data to quantify the actual losses caused by the pest during the 2021/22 season.

#### Quelea Birds

The red-billed quelea is an avian pest in Africa causing damage of approximately USD 88.6 million annually. It is a migratory pest with breeding grounds in several countries in the continent, including Tanzania, Southern parts of Botswana and Zimbabwe. There were serious outbreaks affecting Sorghum, millet, rice, wheat crops in the three countries. In June 2022, the Government of Tanzania appealed for emergency assistance to combat the pest outbreaks. FAO released USD 0.5 million for surveillance and aerial control operations on the pest. There is a continued need for more resources to put up effective early warning systems (EWS) as well as community-based Integrated Pest Management approaches.

#### African Swine Fever (ASF)

---

<sup>6</sup> Support post conflict fisheries sector damage assessment for programming in northern Mozambique,

Cabo Delgado Province. FAO and the Government of Mozambique, not dated.

In April this year, Swine Fever was reported in the Lusaka Province of Zambia. Quarantine and a ban on the movement of pigs, however two herds of pigs totaling 31 animals were affected, according to the official notification to the World Organisation for Animal Health (OIE). The disease outbreak has since been contained and the ban lifted.

Also registering the first ASF outbreak after a three-month break from the disease was the South African Province of Eastern Cape. According to the OIE the reported outbreaks have affected more than 44,200 pigs.

#### Trans-boundary animal pests and diseases

The changing climate and agro-ecological conditions which impact the distribution of vectors, and the concentration and intensification of production systems are increasing the likelihood of animal diseases emerging and spreading further and faster in the region, than ever before. Recent disease reports indicate an increase in the occurrence of outbreaks, including: the introduction of two novel foot and mouth disease (FMD) virus serotypes (O and A) into the SADC region from East Africa into Zambia, Namibia, Mauritius and Comoros.

In April this year Foot and Mouth Disease (FMD) outbreak was reported in Mchinji District of Malawi and KwaHlabisa district of KwaZulu Natal, South Africa. Quarantine and ban on the movement of livestock was immediately implemented. More recently, new outbreaks have been reported on border areas of Malawi's Mchinji area and Tete Province in Mozambique. This is for sero type O which is a new strain in the region and will pose new challenges for livestock farmers and national governments. The government of Malawi (Department of Animal Health and Livestock Development (DAHLD) together with FAO have implemented an emergency programme for the control of FMD in Malawi as it affects hundreds of livestock farmers each year. It is anticipated that national governments will impose bans on movements and sales of livestock which could

negatively affect income and livelihoods of farmers in the immediate and long term.

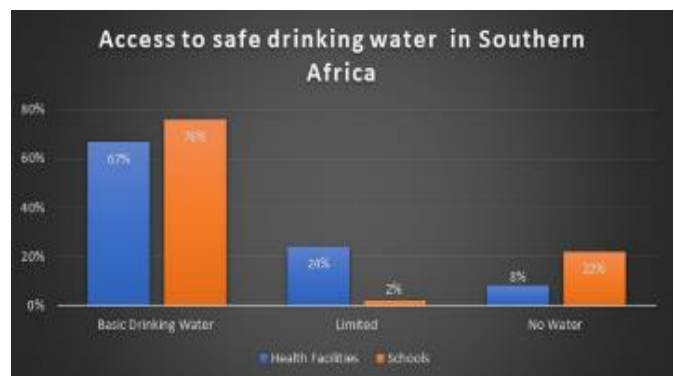
Reports of the first ever H5 HPAI outbreak was reported in Lesotho. Since April 2021, fourteen (14) H5N1 HPAI events have been reported in South Africa. Botswana also reported two (2) events of HPAI in August 2021 which were successfully controlled by February 2022. Outbreaks of African swine fever (ASF) were reported in South Africa, Tanzania, and Zimbabwe.

### 3.8 Water, sanitation, and hygiene (WASH)

#### 3.8.1 Water Resources Situation

In water resources planning, the stocks of water at the end of the rainy season also serve as indicator for levels of vulnerability of the people and economy to the impacts of water shortage. Comparing the storage of water at the start of the dry season in the months of May 2021 and May 2022, the 16 regional dams tracked by SADC, shows that the average dam level in 2021 was 84.2%, and

**Figure 12:** Level of access to safe drinking water in the region's health facilities and schools.



Source: Adapted from UNICEF & WHO, 2022

94.1% in 2022 full, respectively. This shows that regional water stocks have been increasing in the past two years since 2020. However, while the region has received good rains in this period, it has limited storage capacity. Only 18% of the annual renewable water resources can be stored in the SADC region maximum. This has increased from 4% over the past ten years. There is a pressing need,

therefore, to develop more water storage facilities in the region to meet the ever-rising water demand and to increase the climate resilience of the region.

### 3.8.2 Access to safe drinking water

About 63% of the people in the region have access to basic water supply (FAO, 2020). Presently, over 100 million Southern Africans (37%) do not have access to safe drinking water. The majority of the rural population do not have access to basic drinking water on their premises in DRC (77%), Angola (73%), Zambia (57%), Mozambique (60%), Madagascar (64%), and Tanzania (57%).

The SADC Infrastructure Development Vision is to increase access to sanitation from 61% in 2012 to 75% by 2027. This ambition also followed the UN declaration of water and sanitation as a basic human right (UN, 2010), and is aligned to UN Sustainable Development Goals' (SDGs) call for universal access to clean potable water by 2030. These targets serve as reference against which to assess progress on improved water and sanitation access in the SADC region.

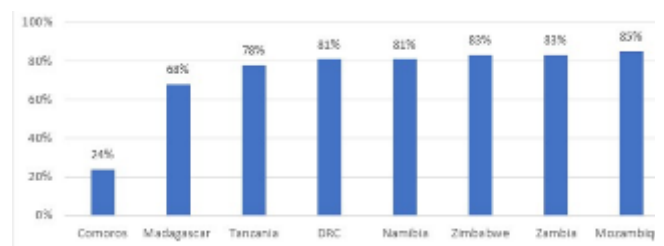
Progress towards improved access basic water supply has been very slow. Only 63% of the region's population was estimated to have access to basic water supply in 2022, 2% improvement from the 2012 level of 61%. Access to basic drinking water at the region's health facilities is estimated at 67%, those with limited access account for 24% and those health facilities with no access at all are estimated at 8% (UNICEF & WHO, 2022). The Region's schools have better access to basic water services, 76% with access to basic water supply, 2% with limited supply, and 22% without access to basic water.

At the present rate, the SADC ambition to reach 75% basic water access by 2027 will not be realised, and likewise universal coverage will not be achieved by 2030. More investment into access to basic water service is required now. This should be complemented by improved management and maintenance of the available infrastructure to increase use efficiencies.

### 3.8.3 Access to improved sanitation

The SADC Infrastructure Development Vision is to afford 75% of the region's population access to basic sanitation by 2027. Currently, only 37% of the population has access to basic sanitation services, and 11% of the people are practicing open

**Figure 13:** Number of health care facilities with hand washing hygiene at points of care for some SADC countries, expressed as a percentage of national facilities.



defecation. Furthermore, due to the growing population living in informal settlements, the proportion of urban people with access to basic sanitation has declined in some of regions countries such as Namibia and Zambia. Only Eswatini, Malawi and South Africa are on track to achieve "no open defecation" by 2030. Other Member States are making slow progress to curb open defecation.

Heavy rainfall resulting in flooding trigger sanitation concerns, as has been witnessed in the recent Durban and Cape Town floods in South Africa, Mozambique and Madagascar. In some instances, floods (e.g., Durban in South Africa) damaged sewer lines and result in waste water mixing with freshwater resources.

There is need for increased investment in the development of sanitation infrastructure and stronger programmes for improved sanitation therefore. Emergency funds also need to be provided for in Member States, to timely rehabilitate waste water infrastructure damaged by flooding, and more awareness programmes for raising the standard of sanitation facilities in rural communities.



### 3.8.4 Access to and practice of handwashing with soap

Hand hygiene remains one of the vitally important aspects of the SDG number 6. The goal calls for universal access to hygiene by 2030. However, hand hygiene access and practice remain at low levels and with the requisite facilities to support such behaviours missing in many settings. According to the 2021 UNICEF and WHO Survey based on 28 African countries, is that at least one quarter of the population had no handwashing facility at home in 2020. For SADC, the sample included Angola (with 58% of the population without a handwashing facility at home), Zambia and Lesotho (51% both), and Eswatini (44%). For the region it was also found that national health care facilities with hand hygiene at points of care ranged from 24% (in Comoros) to 85% (in Mozambique), considering the countries with data provided.

In the wake of the COVID-19 pandemic, hand hygiene has received unprecedented prominence as the first line of defence in national COVID-19 prevention strategies. This has helped to position hand hygiene as an important long-term public policy issue. There is the evidence of hand hygiene being a highly cost-effective investment with multiplier health benefits at a relatively low cost; for a real 'no-regrets' investment. The SADC Hygiene Strategy 2021-2025, building blocks for sanitation seeks to, amongst other interventions, to upscale capacity building for the region's hygiene sector and enhance the financing of hygiene.

## 3.9 Migration and Forced Displacements

According to the United Nations Department of Economic and Social Affairs (UN DESA), the number of international migrants at mid year 2020 was around 3,098,192 in the southern Africa region<sup>7</sup>. With 2.8 million migrants to South Africa alone. The South Africa – Zimbabwe corridor is still reporting

the highest number of border crossings. Migrants were looking for better living conditions including food security, livelihood opportunity and better services. The DRC, Zimbabwe, and Mozambique saw the highest numbers of emigrants with around 3.7 million. Escalating conflicts, especially in northern Mozambique and east DRC, and difficult living conditions in Zimbabwe contributed to the increase. The continuity of these conditions suggest that this number is set to rise. According to IDMC<sup>8</sup>, the number of IDPs in DRC and Mozambique was around 6.4 million in 2021.

The drought in southern Angola and Madagascar exacerbated already dire circumstances and contributed to an influx of cross-border and internal movements, respectively. In Namibia, over 3,000 Angolan migrants were estimated to be facing high food insecurity and lack of shelter with 1.14 million people in the south of Madagascar facing high levels of acute food insecurity and internal migration to the northern part of the country due to same.

Overall, the number of international migrants and internal displacements in southern Africa decreased during 2020 and through good part of 2021 from 8.1 million in 2019 to 6.7 million. COVID-19 restrictions and border closure in countries such as South Africa, that attracts most migrants for its economic and livelihoods opportunity, played a key role in the decreasing figures. With ease of restrictions across the region, escalating conflicts, and climate shocks the numbers are expected to rise again.

The southern Africa region also hosts nearly 8 million forcibly displaced persons as of April 2022. This included around 6.6 million internally displaced persons (IDPs), and more than a million refugees, and asylum-seekers. The complex humanitarian crises in the Democratic Republic of the Congo (DRC) account for over 79% of the displaced

---

<sup>7</sup> International Migrant Stock | Population Division (un.org)

<sup>8</sup> Global Internal Displacement Database IDMC (internal-displacement.org). See UNHCR Data Portal.

persons in the region. The DRC has some 5.6 million IDPs and 518 836 refugees and asylum-seekers as of April 2022. In addition, conflict ravaging northern Mozambique, affecting the Cabo Delgado Province, has resulted in the internal displacement of over 800 000 people since 2017. There are also long-standing refugee situations in Botswana, Malawi, Mozambique, Namibia, Zambia, and Zimbabwe, where host communities continue to share scarce resources with newly arriving refugees and those who stay longer.

A UNHCR Standard Expanded Nutrition Surveys (SENS) carried out during 2021 and the first quarter of 2022 indicates significantly high levels of stunting among the under 5-year refugee children in Malawi (27.3%), Zambia (17%-53.4%) and Zimbabwe (18.7%) indicating chronic nutrition insecurity among the most vulnerable groups. The same SENS reveals altitude-adjusted anemia rates reaching up to 74.10% among refugee children in some refugee settlements in Zambia, while it remains over 40% in all refugee settlements in Zambia, which are significantly high.

The tendency to reach urban locations and settle in poorly planned and under-served informal settlements in hazard prone area has been noticed. Food security in urban areas relies on cash and therefore, on the market and prices' fluctuation. Despite the seeming 'urban advantage' of concentrated populations, lack of access to food, and particularly safe and nutritious food, is a big problem for displaced communities living in informal settlements. The on-going Russia- Ukraine war has also added to already difficult situation in the region with countries facing an increase in food prices rise. This coupled with increases in crude oil prices has had a significant impact on the purchasing power of the population, and especially the internally and forcible displaced to meet even their basic necessities. This population is already resorting to several negative coping strategies to manage and with food competing with the rising cost of other essentials including housing and

water. Achieving urban food security is indeed highly dependent on household purchasing power.

## 4 Conclusion

---

Food and nutrition insecurity in the region continues to be unacceptably high and there seem to be inadequate effort of the region building its resilience to the multiplying and increasing shocks it faces.

As a result of the complex interaction between persistent structural issues and recent shocks experienced in the region, the number of food insecure people is estimated to be 55.7million during the period 1 April 2022 to 31 March 2023 in the 12 Member States that provided data for the 2022 Regional Synthesis Report on Food Security, Nutrition and Vulnerability.

Child malnutrition continues to be of great concern in the region. Stunting rates remain high, averaging above 25% in most Member States. Every country in the region has a prevalence of stunting that is classified as high or very high by the World Health Organisation (WHO). Almost 18.6 million children are stunted in the region. A third of the stunted children in Africa are in the SADC Member State. The prevalence of (iron deficiency) anaemia in women of reproductive age in the region is at levels of public health concern according by WHO standards. The prevalence of overweight children in upper middle economies considered "high".

The drivers of the high food and nutrition insecurity remain largely unchanged, and they include:

- (i) Generally high levels of poverty that continue to worsen due to low economic growth rates, high level of unemployment, rising inequality, increasing frequency and intensity of shocks, weak social protection systems and poor provision of basic services, including health, water, hygiene and sanitation. While the regions seem to be coping and managing the health-related effects

of the COVID-19 pandemic, its disruptive economic impacts still lingers on;

- (ii) Protracted droughts and cyclonic systems that result in torrential rains, floods and landslides. During the 2021/22 rainfall season, the region has experienced a record 6 destructive weather-related systems that included 2 tropical storms and 4 cyclones;
- (iii) Wildfires, animal and crop pest and disease outbreaks were amongst the disasters that were also reported by several Member States. From early 2020 to December 2021 the African Migratory Locust (AML) was prevalent in Angola, Botswana, Namibia, Zambia and Zimbabwe. The locust reportedly damaged about 76,000 hectares of crops in three regions of Namibia. In April 2022, Swine Fever was reported in the Lusaka Province of Zambia. Quarantine and a ban on the movement of pigs and pig products was immediately put in place. Foot and Mouth Disease (FMD) outbreak was reported in Mchinji District of Malawi, KwaHlabisa district of KwaZulu Natal, South Africa, and parts of Mozambique's Tete Province; and
- (iv) High prices of major staples and other food stuffs in most parts of the region that are set to increase further due to the disruptions of food, fuel and fertilizer supply chains by the ongoing conflict in Ukraine. In most countries, maize grain prices are expected to follow seasonal trends above prior year levels and five-year average levels.

## 5 Recommendations

---

### 5.1 In the Short Term

- (vii) Urgently assist food and nutrition insecure populations with food and/or cash-based transfers, ensuring harmonization with national shock-responsive social protection programmes;
- (viii) Monitor and respond to transboundary pests and diseases of livestock and crops and promote use of an Integrated Pest Management approach which is sustainable and effective;
- (ix) Expand high-impact nutrition interventions that target children under age five, adolescent girls and women of reproductive age to accelerate stunting reduction in the region;
- (x) Improve women and girl's access to nutritious food, education, services and production resources and ensure that they participate in decision-making processes;
- (xi) scale up safety net programs as they play a significant role in ensuring food and livelihood security, especially among the very poor; and
- (xii) support food production capacity through facilitation/provision of seed and agricultural inputs for the coming season;

### 5.2 In the Longer Term

- (vii) encourage crop and dietary diversity through the growing and consumption of diversified diets, including indigenous foods including diversification in livestock production, especially small ruminants that are adapted to harsh weather conditions;
- (viii) promote irrigation and rainwater harvesting and construct dams to ensure year-round agricultural production;

- (ix) rehabilitate and reconstruct flood and cyclone damaged infrastructure to enhance access to markets and health and social facilities;
- (x) keep trade open and prioritise intra-SADC trade for food and other commodities; and
- (xi) develop resilience-building initiatives, including employment creation in rural areas, incorporating climate smart technologies in subsidies and conservation agriculture;
- (xii) strengthen the integration of agriculture and food security in the national adaptation and mitigation plans to promote conservation agriculture, environment/ecosystem management<sup>9</sup> and building community resilience to climate change.

## 6 Country Snapshots

### 6.1 Angola

Angola has suffered from recurring drought, mainly in the cereal producing provinces of Benguela, Namibe, Huila, Cunene and Cuando Cubango. However, the increase in oil production, in the price of a barrel and the recovery of the non-oil sector, is improving the short-term macroeconomic prospects of the country. The reduction of value added tax (VAT), implementation of the food reserve programme, and the implementation of the Kwenda rogram is providing education, health services, facilitating the purchase of agricultural inputs and contributing to the improvement of living conditions of the poorest.

The International Monetary Fund, IMF, estimates that the country's Gross Domestic Product, GDP, will grow by up to 2.4% by the end of 2022. Irrespective

of the positive developments, humanitarian assistance is still needed for the populations facing high levels of acute food insecurity, particularly in the provinces affected by successive years of drought that severely reduced the incomes of farming households. As of March 2022, 1.58 million people were in IPC Phase 3 and above. Out of this population, an estimated 417 000 were facing IPC Phase 4 (Emergency) conditions and had difficulties in accessing food or were only able to meet their minimum food requirements through crisis and/or emergency coping strategies. A combination of humanitarian, lifesaving assistance is required, together with resilience building activities to restore and rehabilitate agricultural livelihoods.

### 6.2 Botswana

Botswana is a semi-arid country characterized by poor and unreliable rainfall. Botswana economy grew by 9.2% in 2021 compared to contraction of 7.3% in 2020. Furthermore, the economy is projected to grow by 4.3% in 2022. Unemployment increased from 22.2% in fourth quarter of 2019 pre-COVID-19 pandemic to 26% in 2021. Inflation averaged 6.7% in 2021 which is above the medium objective range of 3-6%. In January 2022 inflation was 10.6%.

Major hazards, shocks and stressors that affected the food and nutrition security of the country include prolonged dry spells (Between January and beginning of February 2022), pest and weed infestations (Quelea, Fall Army Worm), rising food and input costs (fertilizers and fuel) and human and wildlife conflict.

The 2021/22 rainfall season started well with rainfall over the Southern, South East, southern Kgalagadi, western Ngamiland, and western Sandveld area in the Central District. Overall, despite the end of January and February 2022 dry spells, the distribution of rainfall over the 2021/2022 season

---

<sup>9</sup> [Implementation of the COP26 Glasgow Climate Pact.](#)

was good both in space and time. The rains received had a positive effect on the storage levels in all the dams. The water levels are adequate to sustain areas supplied from these until the next rain season without inflow

Estimated area planted was 253,150 ha by 52,448 (21 528 males and 30 920 females) farmers, compared to 236 292 ha by 58,443 farmers (26,060 males and 32,383 females) for 2020/21 and 260,033 ha by 60,813 farmers (27292 males and 33521 females) for the 2019/20 season.

Total estimated production stands at 123 642 tons. Cereal production accounts for 80 000 tons (27 % of national demand which stands at 300 000 tons.

The January/ February 2022 dry spells contributed significantly to the deterioration of pastures as most have shown signs of stress. However the available water for livestock is adequate and will sustain livestock until the next rainy season. The livestock body condition is currently good across the entire country but anticipated to deteriorate during winter season.

Vegetation for wildlife was observed to range from good to excellent across the country, except for North East District. Generally, the forage is sufficient to sustain both browsers and grazers until the next rainy season. Fire outbreaks were experienced in Kalahari Transfrontier Park, however the good rainfall in the area allowed for the vegetation to regenerate. Most of the natural and man-made water bodies countrywide were fully recharged by the rains received, as such it is anticipated that they will sustain wild animals up to the next rainy season. The rangeland and water conditions in wildlife management and in protected areas are expected to sustain wildlife until the next rainy season.

The season recorded an increase in the number of fire outbreaks thus the high proportion of area burnt as compared to the previous season. Multiple outbreaks of fires were more common this season resulting in damage to biodiversity and different livelihood sources.

Through the national supplementary feeding programme a total of 305 392 beneficiaries (Under 5's, Medically selected pregnant and lactating mothers and TB out Patients) in 966 public health facilities are supported with beans, cooking oil, and Tsabana and Malutu. In addition, 376 190 pupils in 758 schools benefit from the programme and are provided with two meals (breakfast and lunch) while children in remote area settlements are provided with a third meal.

In Botswana, children's growth is monitored through the Growth Monitoring and Promotion (GMP) programme using the Botswana National Nutrition Surveillance System .( Monthly weighing at health facilities, and assess for malnutrition and Public health interventions provided (immunizations, vitamin A supplementation, supplementary feeding and nutrition counselling among others). The attendance rate has been fluctuating over the past three years from 79% in 2019, increased to 82.1% in 2020 and lately decreased by 2.2% to 79.9% in 2021.

The annual total underweight prevalence showed a great improvement over the past three years from 4.5% to 3.9% between 2019 and 2020 and further decreased to 3.4% in 2021. The top five districts showing the highest prevalence of underweight included Ghanzi, Kgalagadi North, Mabutsane, Kweneng West and Boteti at 9.0%, 6.3%, 5.2%, 4.3% and 4.0% respectively. The annual severe underweight prevalence has also been gradually decreasing from 0.8% to 0.7% and to 0.6% for the years 2019, 2020 and 2021 respectively. A total of 923 children have been identified in hot spot areas to be vulnerable and nutrition insecure. These children are provided with a special food basket which cost P 825.00 per child per month.

There is a slight increase for food insecure people with a total of 35 237 recorded in 2019/20, 36 145 in 2020/21 while 2021/22 recorded a high number of 36 977.

In conclusion, it is worth noting that climate change continues to be a threat to agriculture and in particular for rural households. Participation of

women in the arable agricultural sector continues to grow and is higher than that of males.

There are positive results linked to supplementary feeding as it has proven to contribute to attendance to child welfare clinic and a contributing factor in relation to retention of pupils in primary schools.

### 6.3 Democratic Republic of the Congo (DRC)

In DRC, 25.9 million (25% of the population assessed) require an urgent intervention (IPC Phase 3 and 4), of which 5.4 million (5% of the population assessed) are in Emergency (IPC Phase 4) in four territories and 115 territories in Crisis (IPC Phase 3). 5.6 million (18% of the population assessed) in urban areas are in IPC phases 3 and above.

Compounding shocks have curtailed household income and reduced purchasing power, contributing to alarming levels of food insecurity. Multiple shocks include the war in Ukraine which caused a spike in food and fuel prices, conflict between armed groups, population displacements, floods, pest and disease outbreaks, which led to low agricultural production, including the continued impact of COVID-19 on the economy and livelihoods.

Urgent action is needed for the populations in Phase 3 and above, mainly in the Grand Eastern Provinces and in the Central region of the country to save lives and livelihoods, to improve food consumption, provision of seeds and tools to rehabilitate agriculture and provide improved trading opportunities for farmers. Social safety nets should also be extended to support household purchasing power and economic activities of the most vulnerable households.

### 6.4 Eswatini

Eswatini experienced severe weather-related shocks, high disease incidents and socio-economic shocks compounded by poor GDP growth,

including the post Covid-19 effects and the impact of rising fuel and food prices which negatively impacted food security. Despite an improvement in the food security situation compared to 2021, and an improvement in crop production which registered a 27% increase in total maize yield.

Households are still reeling from the loss of employment and the increase in the percentage of unemployed people in the country. The poorest quintile of society has very low access to arable land and depends on low wage labor in rural and urban areas which have not been available at typical levels.

The increased prices of basic food commodities (largely influenced by the current hike in fuel prices, which have changed by 16% from 1 855 to 2 155 SZL in the last 3 months from March to June 2022), among other factors, has also affected peoples' access to markets.

An estimated 258 800 people are expected to face high levels of food insecurity in Eswatini and are in IPC Phase 3 and above, between October and March 2023. This includes 221 800 in IPC Phase 3 (Crisis) and 37 000 people in IPC Phase 4 (Emergency). Urgent action is required to protect livelihoods and reduce food consumption gaps for populations in IPC Phase 3 (Crisis) and above, prioritizing orphaned and vulnerable children, child-headed households, the elderly, and people living with HIV and disabilities, where appropriate. These include promoting livelihood programs, prioritizing vulnerable groups, strengthening food diversification to improve dietary diversity and reduce food consumption gaps; and scaling up child integrated community-based growth monitoring interventions amongst others.

### 6.5 Lesotho

Overall, normal to above normal rains were received countrywide from October 2021 to March 2022. Heavy rains received from December 2021 to March 2022, causing water logging which inhibited other agricultural activities, including weeding. Some

crops washed away hence reducing expected harvest in 2022, reduced yield per hectare, crop pests, diseases and localized flashfloods further damaged crops.

Reduced income from crop sales, on farm casual labour, remittances, beer brewing and other non-farm casual labours have reduced household income and contributed to high levels of acute food insecurity.

The area planted was larger than the previous agricultural season because more households planted their fields, however, 2021/2022 crop production is lower than the 2021 harvest. Despite the 10% decrease of maize production in South Africa, food exports to Lesotho are expected to be normal, hence food availability is expected to be stable. Food access will be limited by reduced income from typical livelihood sources (e.g. on farm casual labour opportunities, crop sales, remittances, beer brewing and domestic work); lower prices of livestock and livestock prices. In this light, an estimated 320 000 rural people are expected to be in IPC Phase 3 and above between October to March 2023.

The total food insecure population for the consumption year 2022/23 is estimated at 521 000 compared to 470 000 in 2021/22. This includes 320 000 individuals)/ 80 000 rural HHs and 201 000 individuals)/ 50 250 urban HHs). The food insecure population is likely to increase further due to decreased livelihoods opportunities like remittances, loss of employment, decreased income from livestock and livestock products sales as well as increased food and non-food commodities prices. Poorer households from all livelihood zones are anticipated to employ food and livelihood coping strategies to access food if immediate action is not taken. Immediate conditional and unconditional humanitarian assistance for all households facing survival deficits should be provided. Other recommendations include a blanket Provision of agricultural inputs to farming households with Livelihood Protection deficits, and

the provision of the food and fuel price subsidy for the entire population amongst others.

## 6.6 Madagascar

Southern and southeastern part of Madagascar are experiencing food insecurity. According to the latest estimates from the rapid needs analysis indicated that 424,000 people have been affected by the passage of two cyclones, EMNATI and BATSIRAI of which 328,000 people require humanitarian assistance in terms of food, shelter, WASH, education and health services.

The main contributing factors to the food insecurity are several years of drought, high vulnerability of the population, crop pests and disease, high prevalence of Acute food insecurity in 2021, and the passage of two cyclone systems in the Southern part of the country. As a result, an estimated 2.06 million people (39% population assessed) are projected to face high levels of food insecurity, in IPC Phase 3 and above, between December and March 2023. This includes 1 779 000 people in IPC Phase 3 (Crisis) and 285 000 people in IPC Phase 4 (Emergency). Urgent action is required to assist households in Crisis and Emergency (IPC Phase 3 or above) to save lives, reduce consumption shortfalls, protect and rebuild livelihoods.

Actions to support agricultural activities are very important for the Great southeast and the Great south. As a result of the passage of cyclones and floods in the areas, the expansion of pests (locusts and others) is anticipated. SMART survey in the parts affected by the cyclones, job creation, structuring investment, strengthening of initiatives for the coordination and operationalization of the Humanitarian, Development and Peace (HDP) Nexus should further contribute to the complementarity and effectiveness of multiple interventions in the food security sector. Insecurity, inflation influenced by the Russian-Ukraine crisis, limited food availability and access, water-related and vector-borne disease, in particular diarrhea and malaria as well as the consequences of the COVID-

19 pandemic, crop pests and sandstorms are the risk factors to watch that affects the deployment of humanitarian assistance and the resumption of agricultural work.

## 6.7 Malawi

Malawi's economy is heavily dependent on agriculture, employing nearly 80% of the population and contributing about 23 percent of Gross Domestic Product (GDP) making it the biggest economic activity in terms of both employment and contribution to GDP. The country relies on rainfed agriculture, which is susceptible to weather shocks and thereby increasing food insecurity, particularly among poor households. Recently, the economy has been heavily affected by the COVID-19 pandemic, though there have been signs of recovery. The fourth wave of COVID-19, starting in December 2021, had less severe economic consequences than previous ones. Nevertheless, favourable weather and agricultural input subsidies contributed to a bumper harvest in 2021, which resulted in the rebound of the economy to a 3.9% GDP growth rate in 2021 from a 0.8% GDP growth rate in 2020. However, growth is projected to be subdued in 2022 due to unfavourable weather conditions such as dry spells and early cessation of rains. The impact of tropical cyclones (Ana and Gombe) and the Ukraine-Russia conflict which has disrupted the global supply chains resulting in upward pressures in inflation is expected to reduce GDP growth further.

The headline inflation rate picked up to 19.1% in May 2022 compared to 8.9% registered in May 2021. Food inflation reached 25.5% in May 2022 compared to 11.0% in May 2021. This is mainly on account of an increase in maize prices as a result of low maize production during the 2021/22 agriculture season compared to the previous season. Non-food inflation for May 2022 increased to 10.5% compared to 7.1% in May 2021. The Malawi Kwacha to United States Dollar exchange rate has gradually depreciated from January to May 2022 by about 4% followed by a 25% devaluation on 27th May 2022.

The results of the food insecurity assessment show that a total of 3,882, 502 people (about 849,445 households) will not be able to meet their annual food requirement during the 2022/23 consumption period. This is representing about 20 percent of the total national population. Out of this total affected population, 627,571 and 3,194,931 people are from the urban and rural areas, respectively. The affected population is almost in all districts of the country. The food insecure population has increased by 131 percent from 1,653,277 in 2021 to 3,822,502 in 2022. The rural vulnerable population has increased by 118 percent from 1,467,023 people in 2021 to 3,194,931 people in 2022. The urban vulnerable population, on the other hand, has increased by 237 percent from 186,254 people in 2021 to 627,571 people in 2022.

The most affected districts are consistent with the recently released Chronic Food Insecurity Report, with the Southern Region of the country being the most affected. Balaka, Nsanje, and Chikwawa districts are the most affected districts. In terms of urban areas, all four cities, namely: Blantyre, Lilongwe, Mzuzu and Zomba have been classified in IPC Phase 3. The country has experienced an increase in the number of food insecure population due to high prices of food commodities and the economic slowdown. Climate related hazards such as late on set and early tail off of rains, flooding and dry spells coupled with crop diseases and pests affected crop development.

The country has registered decreased production in almost all crops during the 2021/22 agriculture season. Maize production has been estimated at 3,716,479 Metric Tonnes in the 2021/22 agriculture season compared to 4,581,524 Metric Tonnes in 2020/21, representing a decrease of about 19 percent. Due to decreased maize production, maize prices are generally higher in 2022 compared to 2021. As at June 2022, the national average maize price was MK247 per kilogramme compared to MK130 per kilogramme same period in 2021. It is therefore being projected that maize prices may rise



to MK350 per kilogramme at the peak of the lean season.

## 6.8 Mauritius

In Mauritius, food and nutrition security is not a national priority. The country focused on agriculture due to the reduced tendency in agricultural activities. Agriculture is classified in three broad categories: industrial crops (organized), food crops (self-sufficient, excluding rice and wheat) and livestock (dependent on imports). In 2021/2022 rainfall season Mauritius faced a range of hazards, shocks and stressors including cyclone almost annually, flash floods and floods, pests and disease, toxic spills, irrigation failure, the impacts the Russia-Ukraine War, unemployment and labor shortage, import dependencies on planting materials and fertilizers, economic downturn and depreciation of MRU and COVID-19. Assessment is required on the status of agriculture at individual and national level, poverty and wellbeing that led to reduced earning, resource degradation leading to withdrawal from agriculture and lack of labour impacting on national production, to formulate sectoral adaptation strategies and action plans for the agricultural sector.

## 6.9 Namibia

Namibia faced several hazards that negatively impacted food security, including COVID-19 and its restrictive measures; rising food and non-food prices and loss of employment and closure of mines and other businesses, drought conditions and prolonged dry spells in some regions; excessive rainfall and flooding in selected regions; livestock disease outbreaks; crop pests' infestation of African Migratory and Red Locusts, Fall Army Worm and mice; and wildfires.

As a result of these multiple hazards and compounding shocks, the country has recorded 154, 000 metric tonnes of cereal production, which is 5% less than last season's harvest of 162, 500 metric tonnes, but still remains 26% above the average production of 122, 400 metric tonnes.

Under normal circumstance the country produces approximately 60% of its cereal requirements and covers the remaining 40% through imports. However, under 2021/22 conditions, an increase in imports was expected due to limited crop production.

Owing to these shocks, an estimated 750,313 people (representing 30% of the 2021 Namibia estimated population) were facing high levels of acute food insecurity, IPC Phase 3 and above during the 2022 lean season. The food security situation is likely to worsen given the prevailing economic impacts of COVID-19 pandemic and decrease in cereal production.

## 6.10 Seychelles

The national socio-economic trends depicts that the price of essential goods is reduced to lower cost of living in April 2022. However, increase in the prices of sunflower oil and flour, increase in fuel price which has led to the increase in public transportation and shipping and increase in electricity and water were observed due the Russia-Ukraine war.

COVID-19 pandemic, flash flooding event affected 51 households, waterspout causing rock fall and landslide and Ammonia incidents are the major hazards, shocks and stressors in Seychelles.

## 6.11 South Africa

South Africa is facing several challenges in relation to food security. In April 2022, the government declared a state of disaster in response to the devastating floods in KwaZulu Natal Province. Adverse economic impacts are experienced as this negatively affects income and has major effects on food security situation. Soaring inflation and fuel price, agricultural inputs and food prices due to Russia-Ukraine war. The series of shocks, socioeconomic impact and unemployment have resulted in food insecurity in the country. Generally, South Africa continues to meet food requirements at national level, with a combination of domestic food production and imports.

A total harvest of maize is 14.723 million tons is estimated, which is 10% less than the previous season. The country has ample maize supply to meet demand in the human and feed markets and will be able to export to the neighboring countries. This was underpinned by favorable weather conditions and a rise in agricultural exports. This is beneficial as maize is one of the staple foods consumed in the country.

The number of population vulnerable to food insecurity increased to 14.4 million. Nationally, the number of households that considered their access to food as inadequate or severely inadequate increased by 172 256 households from 3 583 570 in 2020 to 3 758 826 in 2021. Year-on-year inflation on food and non-alcoholic beverages in South Africa was recorded at 6.0% in April 2022, mainly underpinned by significant inflation on plant oils, meat and cereal-based foods. Implementation of the national food and nutrition security survey is urgently needed to identify districts and local municipalities where food security problems are most experienced. In addition, advanced climate smart food production practices in urban and rural areas and awareness raising about the support that can be accessed by smallholder farmers are recommended interventions.

## 6.12 United Republic of Tanzania

Tanzania experienced climate change impacts which resulted in a delay in the onset of rainfall and stopped early in some parts of the country leading to below-average rains that prolonged dry spells in northern and central areas of the country. Shortage of pasture and water in the northern pastoralist areas, outbreak of livestock disease and high price of agricultural inputs including the rise in the price of fertilizers reduce the food production in 2021/2022.

Generally, food availability, accessibility and utilization is sufficient and stable in the country. For the year 2021/2022 rainfall performance was inadequate in some areas for agricultural

production compared to last year's same season. As a result, maize yield is expected to decrease by 5.4% while rice yield will decrease by 29.4%.

Livestock sector contributed 7% of the GDP in 2021 with a growth of 5% from the previous year. In the year 2021/22 cattle production increased by 4.7%, goats by 4.5%, sheep by 3.5% and chickens by 5.8%. For the year 2022/23, food stocks and accessibility to food are expected to be slightly lower at household level compared to last year. An estimated 591 720 people are projected to face high levels of food insecurity, in IPC Phase 3 and above an increase of 437 247 from November to April 2022. To ensure food and nutrition security of the country, regular and timely monitoring of food security situation, sustenance and promotion of proper post-harvest handling and storage of the 2021/22 harvests at all levels, promote household food budget measures for communities/households, conduct comprehensive food and nutrition security assessments and subsidize agricultural inputs for the next agricultural season (2022/23) are required.

## 6.13 Zambia

In Zambia, the impacts of shocks, hydro-meteorological hazards and pests, affected the lives and livelihoods of many people. The crop production in the market year 2021/22 has decreased.

Households employ different coping strategies including relying on less preferred and less expensive food with a possibility of households making changes to the food types to manage any food shortages (72%), borrowed food from friends and relatives (52.5%) and rationing strategies of reducing the amount of food eaten at mealtimes (59.4%) amongst others. On the overall 72% of the households had spent less than 50% of their income on food, relatively these are less vulnerable economically.

There is a need for investment in longer term objectives aimed at building smallholder farms production, productivity and resilience to climate

shocks taking a market-centric approach. In terms of complementary areas within the agricultural sector efforts have to be directed to two main areas, climate information services enhancement and innovations to enhance smallholder farmers income earning abilities. With regards to tackling chronic food insecurity, consideration must be raised to tailor assistance delivery through the provision of social protection interventions to the people living in areas prone to the cyclic effects of climate related shocks and to the rural and urban poor.

## 6.14 Zimbabwe

In Zimbabwe the livelihoods of rural households continue to be affected by both systemic and idiosyncratic shocks which include but are not limited to drought and prolonged mid-season dry spells, floods, water logging, crop and livestock pests, hailstorms; sharp changes of cereals and livestock prices and crop; livestock diseases, including health related shocks such as COVID-19 and the death of breadwinners.

According to the assessment, the average number of shocks experienced by households was 3. The COVID-19 pandemic was the most reported health shock. Being charged more for mobile money or swipe (41%) was the most reported economic shock. Drought (76%) was the most reported climate related shock, and flooding was the least reported (1%). Shock exposure index was calculated by multiplying the number of shocks experienced with the impact severity of the shock on the household. Shock Exposure Index decreased as compared to 2021, and Masvingo with 11 had the

highest while Matabeleland North scored 6 had the lowest. Death of main income earner (92%) and drought (87%) were reported to have had the most severe impact on households. Overall, food insecurity is expected to escalate owing to the combination of different shocks on households. Between July and September, 2,330,768 households will be cereal insecure, between October and December about 3,039,086 people will be cereal insecure and between January to March, 3,819,573 people will be cereal insecure at the peak of the lean season. About 30% of households are projected to be food insecure during the third quarter (October to December 2022). At peak, about 38% of the rural households are projected to be cereal insecure. This is an increase from 27% reported in 2021. Matabeleland North (58%) is projected to have the highest prevalence of cereal insecurity during the peak hunger period. Thirteen districts are projected to have over 50% of their households being cereal insecure. The highest cereal insecurity is projected in Hwange (73%), Binga (71%), Mwenezi (66%) and Buhera (65%). The least cereal insecurity prevalence is projected in Guruve (9%), Bindura (12%), Kwekwe (12%) and Sanyati (13%). Manicaland (641,058) and Masvingo (629,078) are projected to have the highest populations of cereal insecure people during the peak hunger period.

## Annex A: List of abbreviation

AML	African Migratory Locust
CFR	Case fatality rate
COVID-19	Coronavirus disease 2019
FCDO	UK Foreign, Commonwealth & Development Office
DRC	Democratic Republic of Congo
DRRU	SADC Disaster Risk Reduction Unit
EVD	Ebola virus disease
FANR	SADC Food, Agriculture and Natural Resources Directorate
FIES	Food Insecurity Experience Scale
FMD	Foot-and-Mouth Disease
GBV	Gender-based violence
GSU	IPC Global Support Unit
HEA	Household Economy Approach
IMF	International Monetary Fund
IOM	The International Organization for Migration
IPC	Integrated Food Security Phase Classification
LM	Landell Mills
MAD	Minimum acceptable diet
MLND	Maize Lethal Necrosis Disease
MUAC	Mid-upper arm circumference
NVAC	National vulnerability assessment committee
OCHA	The UN Office for the Coordination of Humanitarian Affairs
PLHIV	People living with HIV
RVAA	SADC Regional Vulnerability Assessment and Analysis Programme
SADC	The Southern African Development Community
SDC	Swiss Agency for Development and Cooperation
SDG	Sustainable Development Goals
TB	Tuberculosis
UK	The United Kingdom of Great Britain and Northern Ireland
UNECA	UN Economic Commission for Africa
UNHCR	The UN Refugee Agency
UNICEF	The UN Children's Fund
USD	United States Dollars
VAA	Vulnerability assessment and analysis
VAM	WFP Vulnerability Analysis and Mapping
VAS	Vitamin A Supplementation
WASH	Water, sanitation, and hygiene
WFP	The UN World Food Programme
WHO	The World Health Organization
mVAM	WFP Mobile Vulnerability Analysis and Mapping

