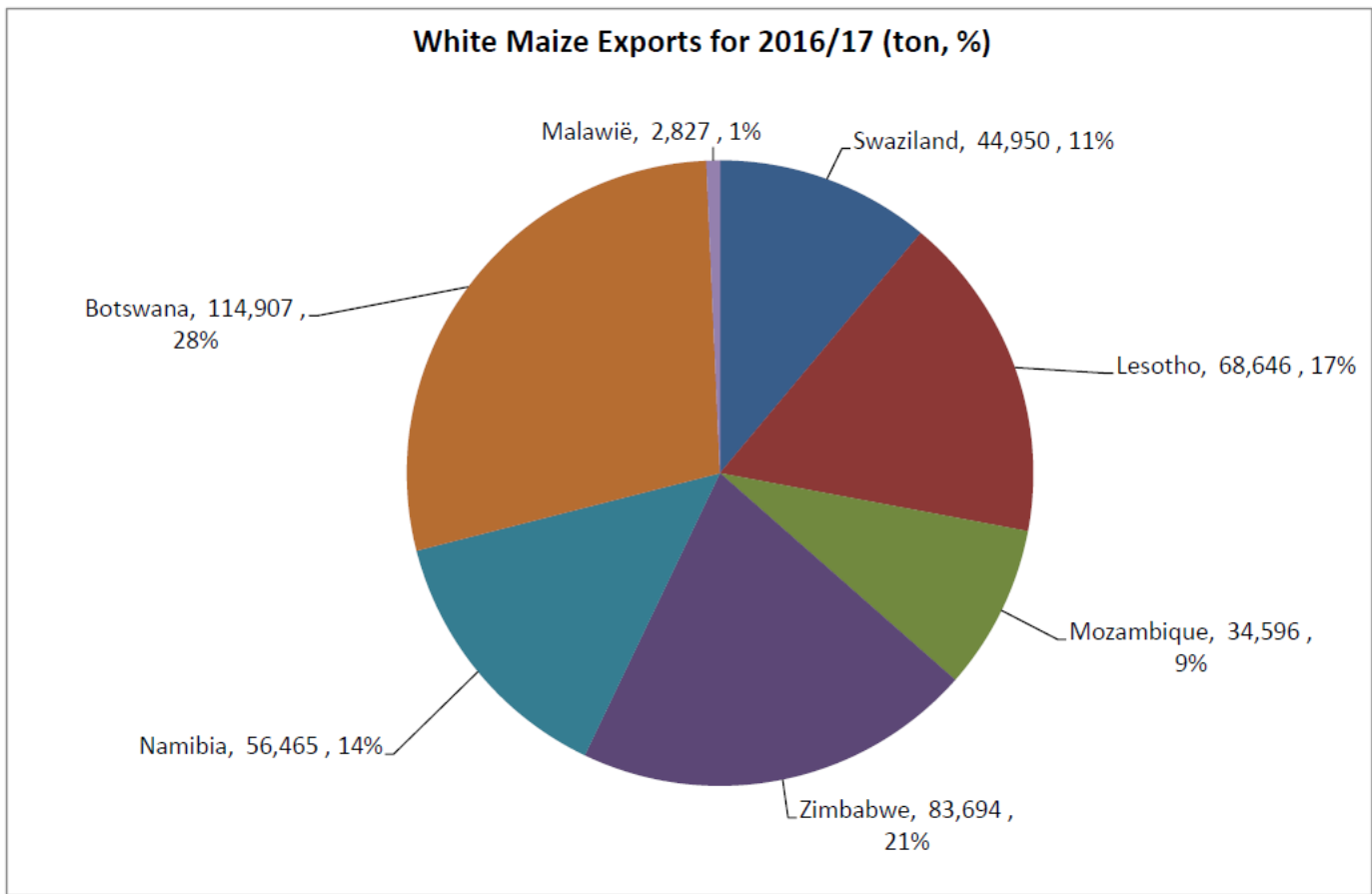
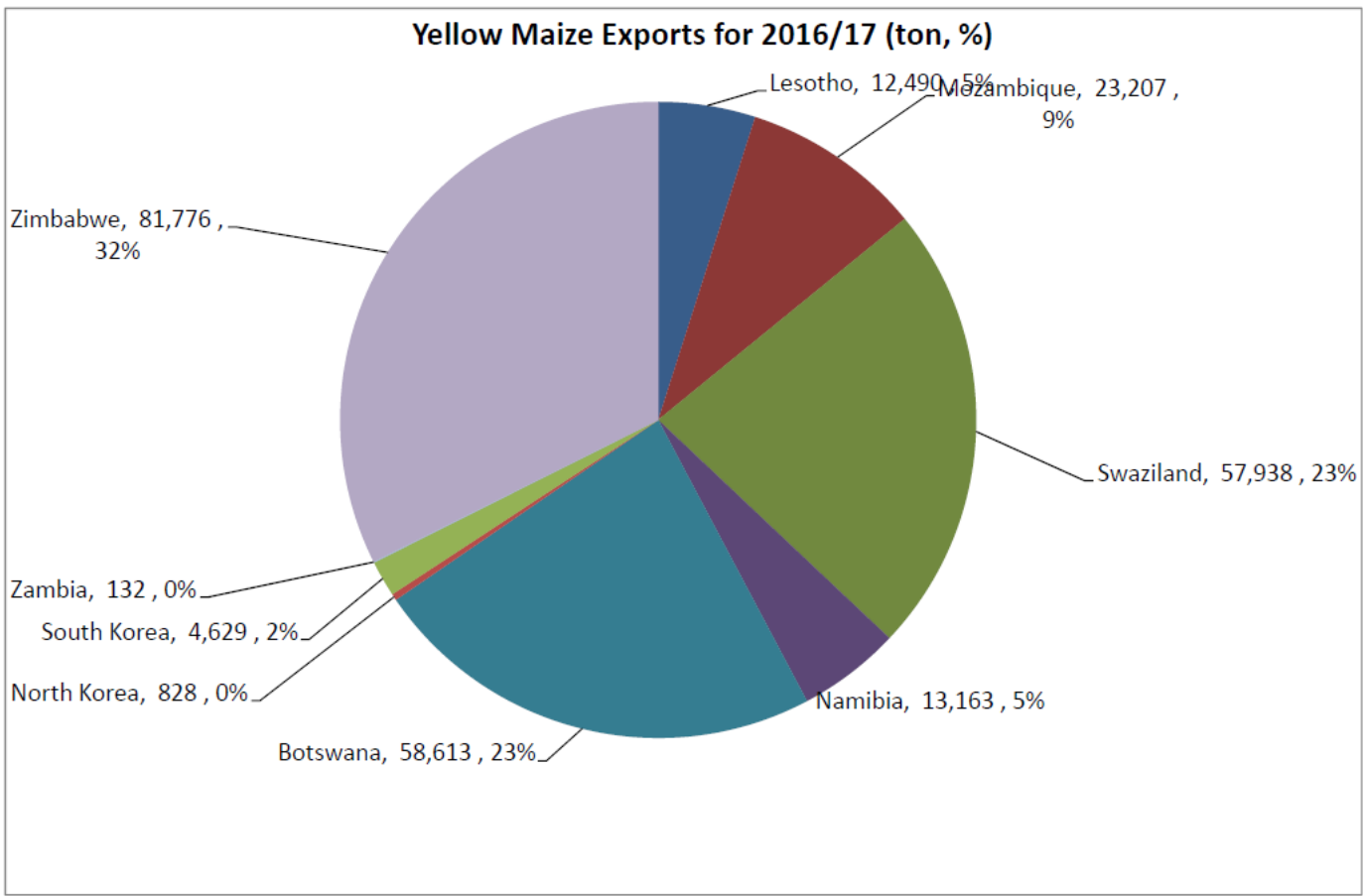
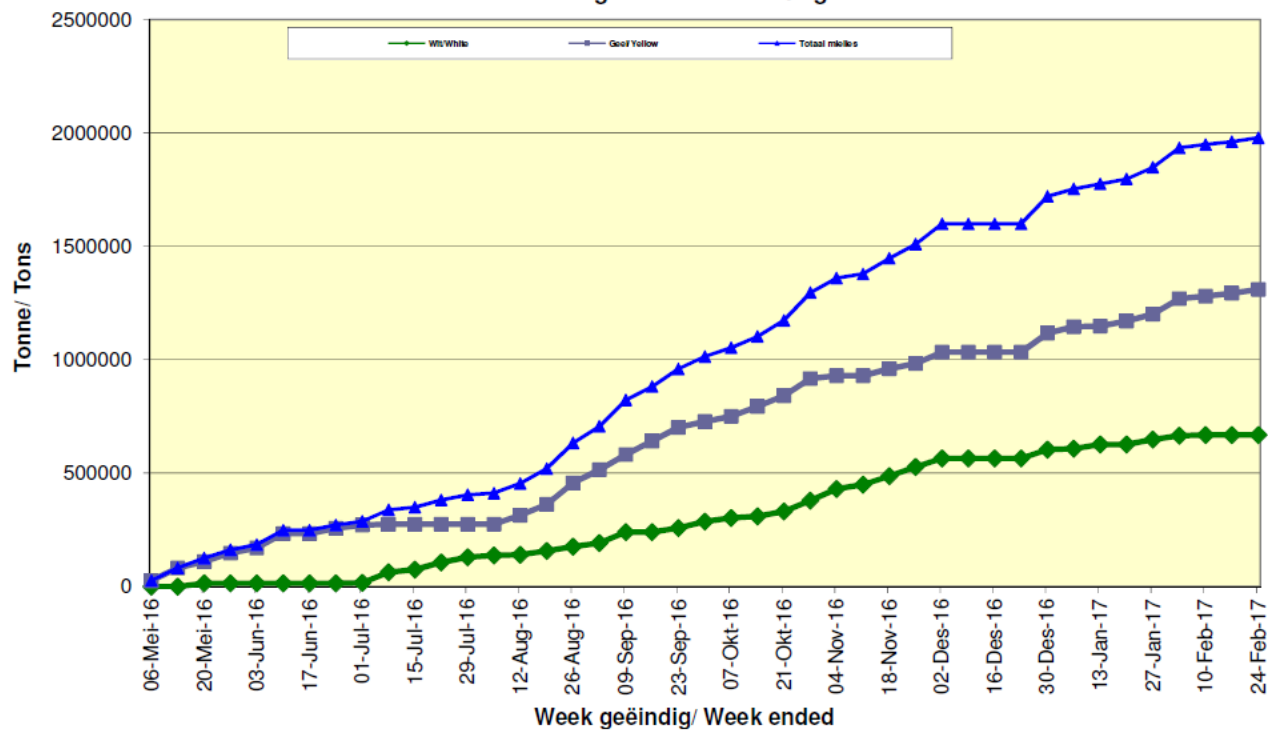


**Cereal exports from South Africa**



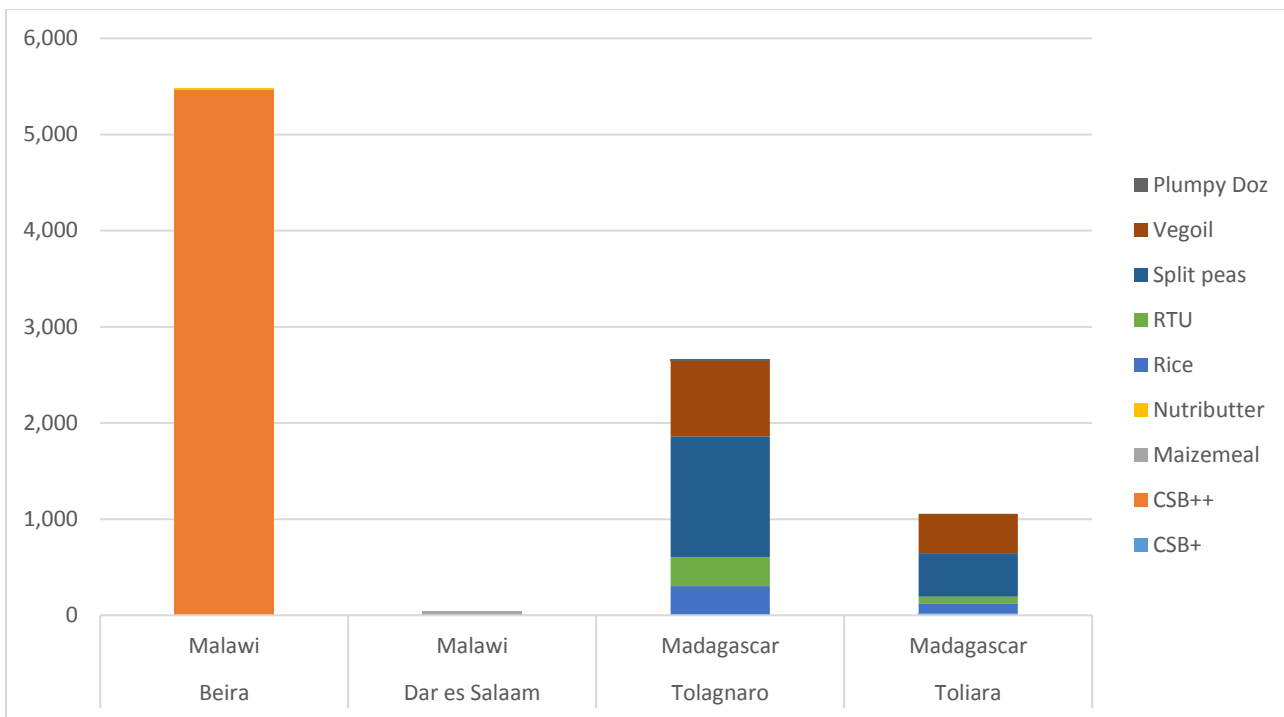
**Kumulatiewe Invoere van Mielies**  
**Kumulative Imports of Maize**  
 2016/17 Bemarkingseisoen/ Marketing season



Note: (source SAGIS report 09<sup>th</sup> Mar, 2017)

**Expected vessel imports week-09**

Vessels booked	CSB+	CSB++	Maize meal	Nutributter	Rice	RTU	Split peas	Vegoil	Plumpy Doz	Grand Total
<b>Beira</b>		<b>5,460</b>		<b>23</b>						<b>5,483</b>
Malawi		5,460		23						5,483
<b>Dar es Salaam</b>			<b>37</b>							<b>37</b>
Malawi			37							37
<b>Tolagnaro</b>					<b>302</b>	<b>301</b>	<b>1,258</b>	<b>789</b>	<b>21</b>	<b>2,670</b>
Madagascar					302	301	1,258	789	21	2,670
<b>Toliara</b>	<b>24</b>				<b>100</b>	<b>70</b>	<b>452</b>	<b>411</b>		<b>1,057</b>
Madagascar	24				100	70	452	411		1,057
<b>Grand Total</b>	<b>24</b>	<b>5,460</b>	<b>37</b>	<b>23</b>	<b>402</b>	<b>371</b>	<b>1,710</b>	<b>1,200</b>	<b>21</b>	<b>9,247</b>



Note: Figures extracted from WFP El-Nino report week 09. GCMF commodities are part of WFP strategic stocks. All figures in metric tonnes. RTU (ready to use mix-blended), MNP (Micro Nutrient Powder), CSB++ (super cereal Plus)

### Expected vessels-Nacala Port

Navios Esperados/Expected Vessels											
Terminal de Contentores / Container Terminal						Terminal de Carga Geral / General Cargo Terminal					
Navio / Vessel	LOA DRAFT	Agente / Agent	ETA		Movimento Total / Total Moves	Navios / Vessel	LOA DRAFT	Agente / Agent	ETA		Movimento Total / Moves
1 KOTA AZAM	180 m 8.5 m	PIL	9-Mar-17	4:00	149	PACIFIC QUARTZ	182.5 m	ISS	TBA	TBA	Discharge: 3530 mt DIESEL
2 MSC HIMANSHI		MSC	13-Mar-17		TBA	SUDKAP	107m	MANICA	10-Mar-17		Loading of 2090 mt of eucalypt in Logs
3 MCP KYRENIA	117 M 5.3 M	CMA-CGM	19-Mar-17		TBA	OCEAN TOMO	189.9 m	MANICA	13-Mar-17		DISCHARGE OF 2245 mt of STEEL COILS
4 FRISIA HANNOVER	207.5 M 8.8 M	CMA-CGM	2-Apr-17	17:00	TBA	ZITA	199.99 m 12.3 m	LBH GROUP	15-Mar-17	0:00	Discharge of 24025 mt CLINKER in bulk
5 PUCCINI		STURROCK	21-Mar-17		TBA	NAVIG8 TOPAZ	182.9 m	MANICA	15-Mar-17		Discharge: 3998.96 mt CPO + 999.85 PFAD
6 KOTA NEBULA	180 m	PIL	22-Mar-17		TBA	MELATI 5	177.5 m	MANICA	17-Mar-17		Discharge: 8890 mt CPO and PFAD

Remarks

The above prospects are indicative only, and are subject to change according to vessel's ETA, tidal conditions, berth availability, stevedore labour availability, other port movements, terminal advice, cargo availability and other conditions beyond our control.

***Vessels announced/expected- BEIRA PORT***

BERTH	VESSEL LAST 24 HRS/UP TO DATE/BAL	DRAFT	LOA	DISCHARGE	QTY
#10 6-Mar	LOUISA BOLTEN 1320/1890/1920	-	178	SORGHUM IN BULK	3,810
VESSEL ANNOUNCED / EXPECTED					
ETA	GENERAL CARGO VESSEL	DRAFT	LOA	DISCHARGE	QTY
10-Mar	STENAWECO VENTURE		183	SOYABEAN OIL	17,000
13-Mar	PLATON		196	BULK WHEAT	28,499
13-Mar	MELATI 5		177	PALM OIL	5,199
23-Mar	OCEAN GLORY		170	BAGGED FOOD	3,420
2-Apr	WESTERN FEDORA		187	BULK MAIZE	34,369
10-Apr	ARCADIA		190	BULK WHEAT	12,575

*Note: Figures extracted from Beira/Nacala vessel port position report of week 09.*

***Maize grain and pulses exports ex- Zambia for February***

Sum of Net Delivery MT			Destination Plant	
Period	Origin Plant	Commodity Description	MALAWI	Grand Total
Mar-2017	ZAMBIA	Maize - White	2,091.30	2,091.30
		Super Cereal (CSB+) With Sugar	330.00	330.00
	<b>ZAMBIA Total</b>		<b>2,421.30</b>	<b>2,421.30</b>

*Note: Figures from WFP daily dispatch report as at week 09.*