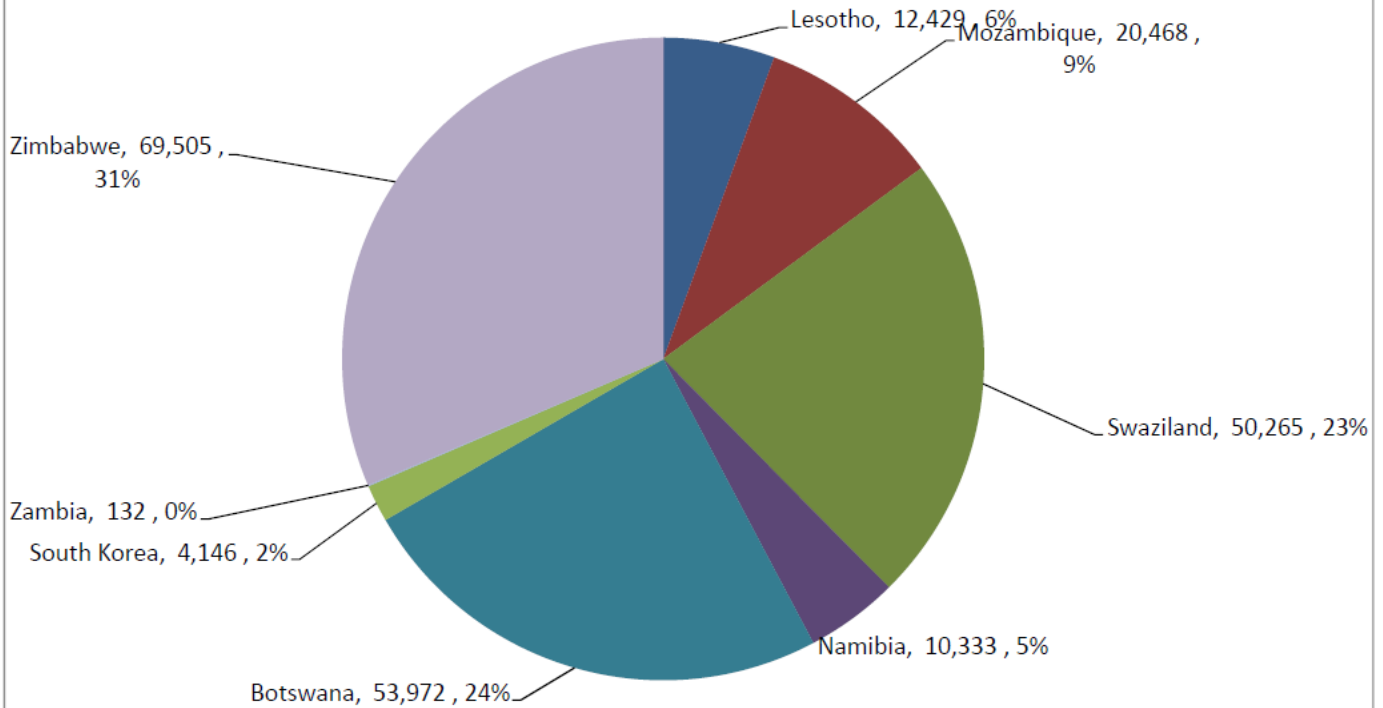
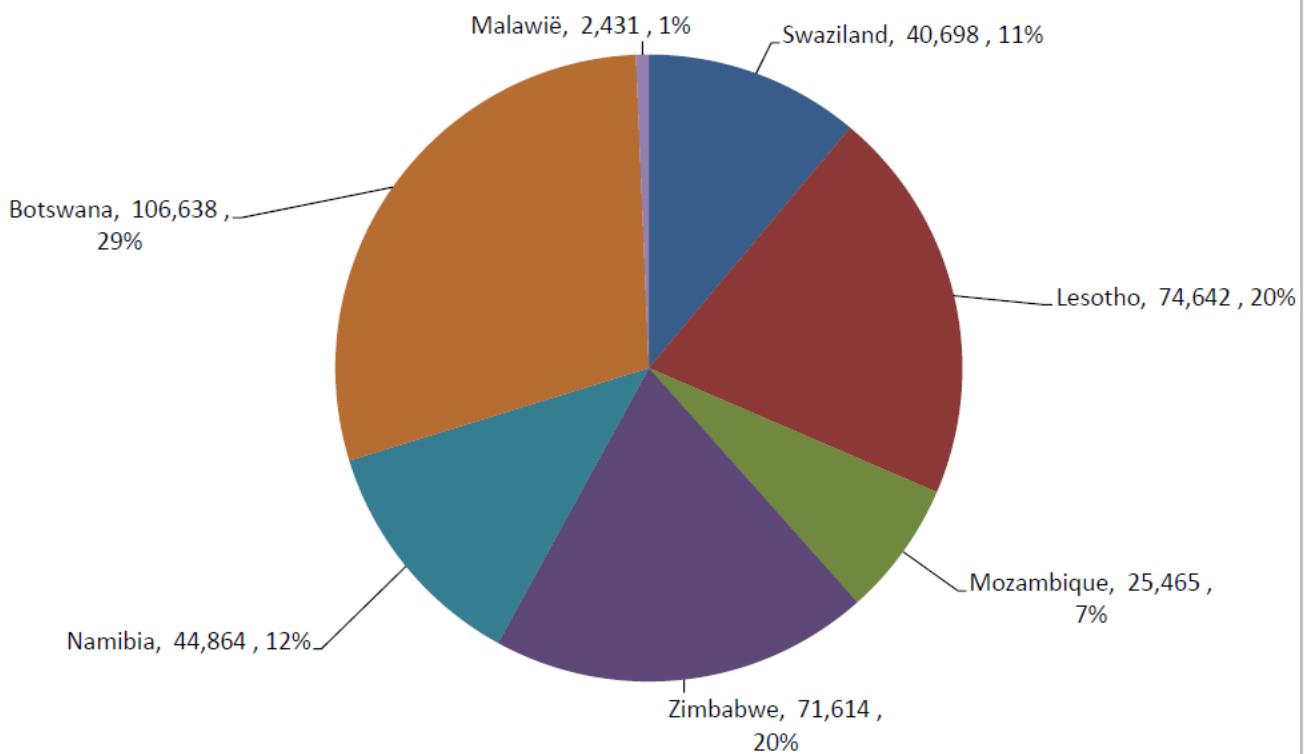


Cereal exports from South Africa

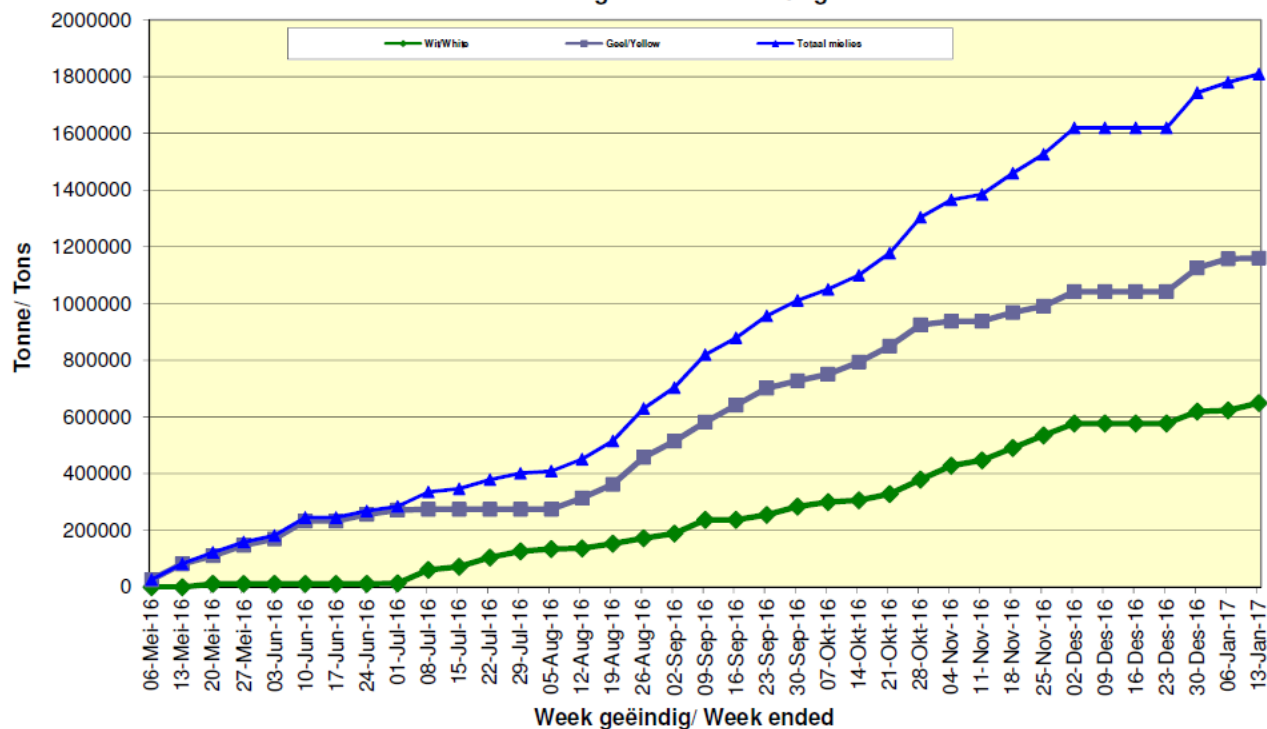
Yellow Maize Exports for 2016/17 (ton, %)



White Maize Exports for 2016/17 (ton, %)



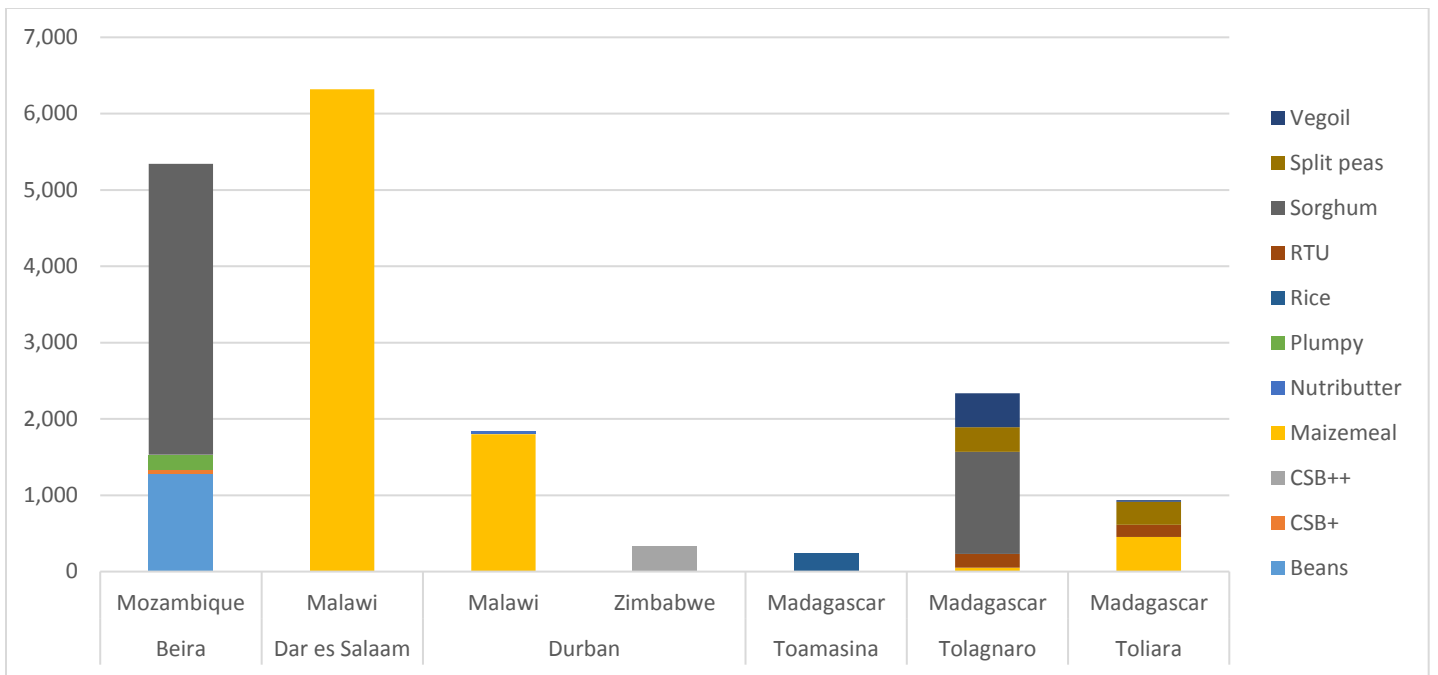
Kumulatiewe Invoere van Mielies
Kumulative Imports of Maize
 2016/17 Bemarkingsseisoen/ Marketing season



Note: (source SAGIS report 17 Jan, 2017)

Expected vessel imports week-02

Vessels Booked	Beans	CSB+	CSB++	Maize meal	Nutributter	Plumpy	Rice	RTU	Sorghum	Split peas	Vegoil	Grand Total
Beira	1,275	64					192		3,810			5,340
Mozambique	1,275	64					192		3,810			5,340
Dar es Salaam				6,319								6,319
Malawi				6,319								6,319
Durban			334	1,800	35							2,170
Malawi				1,800	35							1,835
Zimbabwe			334									334
Toamasina							246					246
Madagascar							246					246
Tolagnaro				50				180	1,340	323	443	2,336
Madagascar				50				180	1,340	323	443	2,336
Toliara				454				160		302	19	934
Madagascar				454				160		302	19	934
Grand Total	1,275	64	334	8,623	35	192	246	340	5,150	625	461	17,346



Note: Figures extracted from WFP El-Nino report week 02. GCMF commodities are part of WFP strategic stocks. All figures in metric tonnes. RTU (ready to use mix-blended), MNP (Micro Nutrient Powder), CSB++ (super cereal Plus)

Expected vessels-Nacala Port

Navios Esperados/Expected Vessels													
Terminal de Contentores / Container Terminal						Terminal de Carga Geral / General Cargo Terminal							
Navio / Vessel	LOA DRAFT	Agente / Agent	ETA		Movimento Total / Total Moves	Navios / Vessel	LOA DRAFT	Agente / Agent	ETA		Movimento Total / Total Moves		
1	MSC DENISSE	196,88m	MSC	23-Jan-17	09:00	TBA	NEW KOSMOS	189,99m 11,54m	MANICA	19-Jan-17	07:00	Discharge of 20,070 Mt Wheat in Bulk	1
2	KOTA NIPAH	180m	PIL	22-Jan-17		404	JIN HAO	189,89m 12m	LBH GROUP	23-Jan-17		Discharge of 22,000 mt Clinker	2
3	MCP KYRENIA	117m	CMA-CGM	25-Jan-17		TBA	PACIFIC BERYL	182,5m	ISS	25-Jan-17		Discharge: 2850 MT Gasoline, 1100mt Jet,	3
4	FRISIA HANNOVER	207m	CMA-CGM	5-Feb-17		TBA							
5	KIARA	190m	CMA-CGM	5-Feb-17		TBA							
6	KOTA TAMPAN	133m	PIL	4-Feb-17		TBA							
7	KOTA NAZIM	180m	PIL	8-Feb-17		TBA							
8	KOTA FAJAR	198m	PIL	17-Feb-17		TBA							
9	SEOUL TOWER	TBA	STURROCK	23-Jan-17	10:30	TBA							

Remarks The above prospects are indicative only, and are subject to change according to vessel's ETA, tidal conditions, berth availability, stevedore labour availability, other port movements, terminal advice, cargo availability and other conditions beyond our control.

Vessels announced/expected- BEIRA PORT

BERTH	VESSEL LAST 24 HRS/UP TO DATE/BAL	DRAFT	LOA	DISCHARGE	QTY
#10 3-Jan	FEDERAL CARDINAL 270/21511/371		189	BULK MAIZE	21,882
VESSEL AT OUTER ANCHORAGE					
ARRIVED	VESSEL	DRAFT	LOA	DISCHARGE	QTY
8-Jan	VENTURE LUCK		190	BULK WHEAT	19,590
14-Jan	YUTAI BREEZE		189	BULK WHEAT	16,000
VESSEL ANNOUNCED / EXPECTED					
ETA	GENERAL CARGO VESSEL	DRAFT	LOA	DISCHARGE	QTY
24-Jan	RUBY RED		190	BULK WHEAT	15,199
24-Jan	ULTRA GUJARAT		200	BULK WHEAT	15,050
25-Jan	NEW KOSMOS		189	BULK WHEAT	25,000
1-Feb	ANITA N		190	BULK WHEAT	4,900
4-Feb	THERESA DUMAI		163	PALM OIL	2,000
4-Feb	NIGHT RIDER		180	BULK MAIZE	15,111

Note: Figures extracted from Beira/Nacala vessel port position report of week 02.

Maize grain and pulses exports ex- Zambia for December

Sum of Total weight (MT) net			Destination Country office		
Period	Origin	Commodity – specific Description	MALAWI	ZIMBABWE	Grand Total
Jan-2017	ZAMBIA	Maize - White	30.00		30.00
		Maize - White	360.00		360.00
		Maize - White		2,916.00	2,916.00
		Maize - White	21.00		21.00
	ZAMBIA Total			411.00	2,916.00
Jan-2017 Total			411.00	2,916.00	3,327.00

Note: Figures from WFP daily dispatch report as at week 02.